FAGGIOLATI PUMPS® S.p.A.

CURVA CARATTERISTICA
PERFORMANCE CURVE

Serie	Tipo di pompa - *Pump type*
7S	**G216R2H1-P40KA2**

Cod. / *Code*	Peso totale / *Total weight*	Materiale / *Construction*	Girante / *Impeller*
7001293	**375** Kg	**GHISA EN-GJL-250** / ***CAST IRON EN-GJL-250***	**A CANALI** / ***WITH CHANNELS***

Idraulica - *Hydraulic*

MANDATA *DISCHARGE*	**DN 100** mm
ASPIRAZIONE *SUCTION*	**DN 150** mm
PASSAGGIO LIBERO *FREE PASSAGE*	**40** mm
DIAMETRO GIRANTE *IMPELLER DIAMETER*	**235** mm

Rend. max - *Best efficiency*

RENDIMENTO TOTALE *TOTAL EFFICIENCY*	**61,4** %
RENDIMENTO IDRAULICO *HYDRAULIC EFFICIENCY*	**65,3** %
POT. ASS. DALLA RETE *ABS. POWER FROM MAINS*	**36,9** kW
PREVALENZA *HEAD*	**41,1** m
PORTATA *CAPACITY*	**201,0** m³/h

Motore- *Motor* M216T-40-400/50YY-IE3

ALIMENTAZIONE *POWER SUPPLY*	**3ph 400/690V-50Hz**
CLASSE DI ISOLAMENTO *INSULATION CLASS*	**H**
VELOCITÀ NOMINALE *NOMINAL SPEED*	**2901** rpm
POTENZA NOMINALE MOTORE *RATED MOTOR POWER*	**40,0** kW
CORRENTE DI SPUNTO *STARTING CURRENT*	**416,5** A
CORRENTE NOMINALE *RATED CURRENT*	**70,6** A
MOMENTO DI INERZIA TOTALE *TOTAL MOMENT OF INERTIA*	**0,1800** kgm2

	CARICO-LOADING 4/4	3/4	1/2
FATTORE DI POTENZA *POWER FACTOR*	**0,87**	**0,82**	**0,70**
RENDIMENTO MOTORE *MOTOR EFFICIENCY*	**94** %	**94** %	**93** %

Impiego - *Application*

TEMP. MAX DEL LIQUID *PUMPED LIQUID MAX TEMP.*	**< 40** °C
PROTEZIONE MECCANICA *MECHANICAL PROT. DEGREE*	**IP 68**
CAVO *CABLE*	**2X4G10+4G2,5 H07RNF**
CODICE DISEGNO *DRAWING CODE*	**718_100_16_10**
CURVA *CURVE*	**C718-263**

Protezioni - *Protections*

PROTEZIONE TERMICA *THERMAL PROTECTION*	YES
CONTROLLO INFILTRAZIONE *HUMIDITY PROBE*	YES
II 2G Ex c k db IIB T4 Gb	NO
MANTELLO DI RAFFREDDAMENTO *COOLING JACKET*	NO

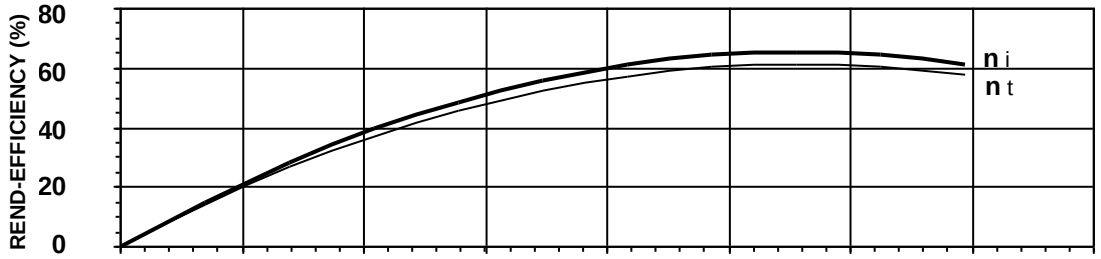

η i = Rendimento idraulico *Hydraulic efficiency*

η t = Rendimento totale *Total efficiency*

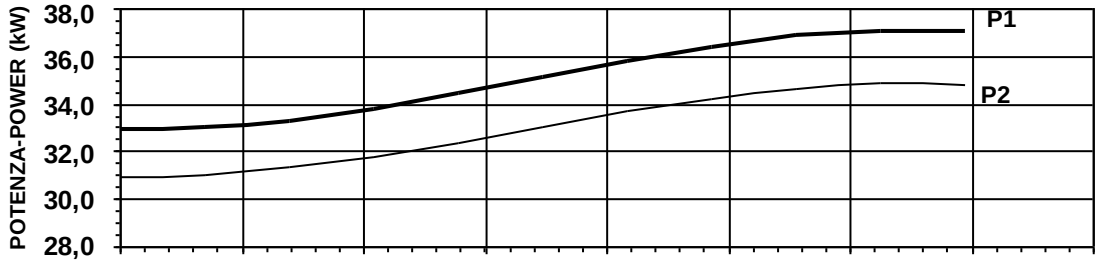

P1 = Potenza ass. dalla rete *Abs. power from mains*

P2 = Potenza idraulica *Hydraulic power*

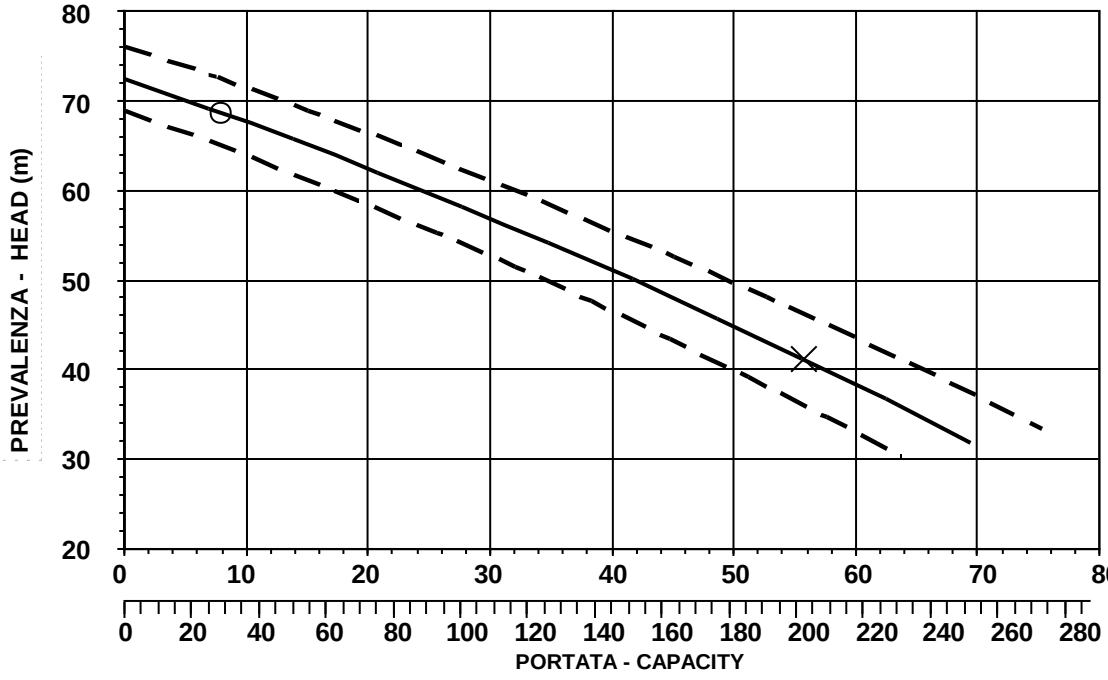

O = Portata minima *Minimum capacity*

X = Punto max rendimento *Best efficiency point*

PREMIUM EFFICIENCY IE3 MOTOR

CURVA CARATTERISTICA SECONDO NORMA *PERFORMANCE CURVES IN ACCORDANCE TO* **UNI EN ISO 9906**

PRESTAZIONI IN ACQUA PULITA RIFERITE ALLA TEMP. DI 40°C *PERFORMANCE WITH CLEAR WATER AND RATING DATA AT 40°C*

FAGGIOLATI PUMPS® S.p.A.

INGOMBRI
DIMENSIONS

Codice disegno - Drawing code
718_100_16_10

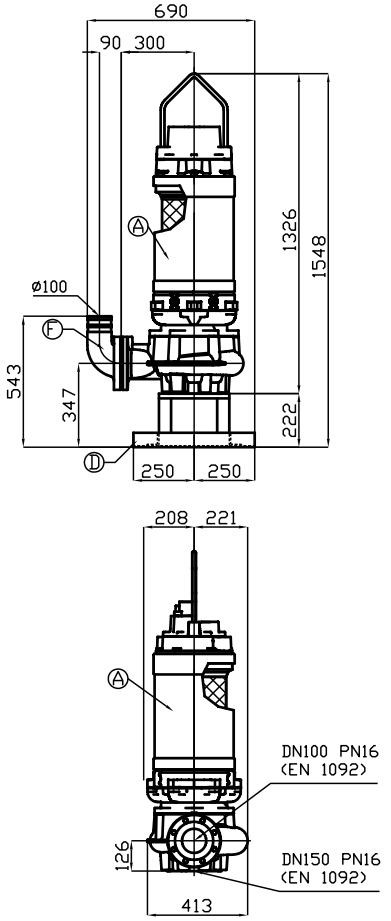

P

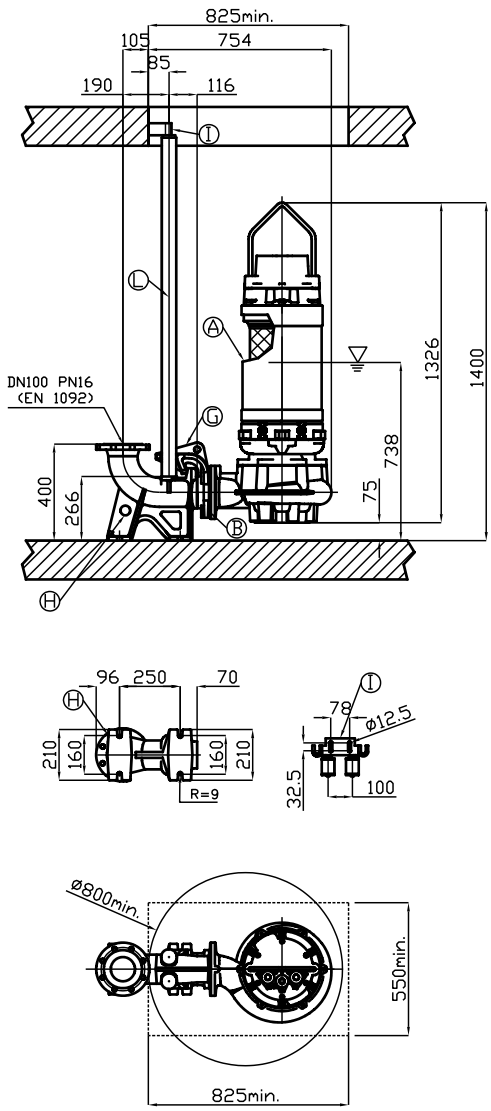

R

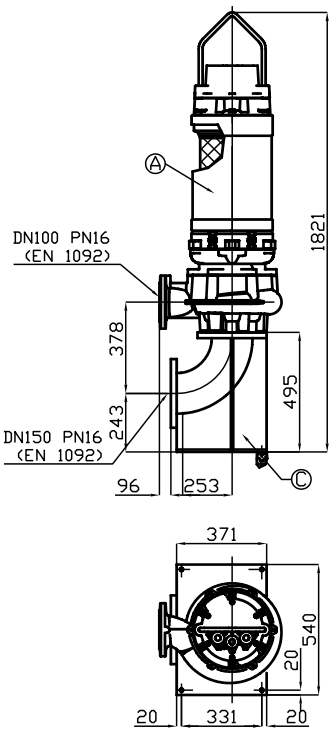

LIVELLO MINIMO DI SOMMERGIBILITÁ STANDARD.
PER VERSIONE ATEX, COMPLETAMENTE SOMMERSA.

MINIMUM SUBMERSIBLE LEVEL STANDARD.
FOR ATEX TYPE, COMPLETELY SUBMERGED.

E

Pos. *Pos.*	*Codice* *Code*	*Descrizione* *Description*	*Materiale* *Material*	*Peso Kg* *Weight Kg*
A	-	Elettropompa Sommergibile Submersible Pump		-
B	54.11015	Guarnizione DN100 Rubber joint DN100	Neoprene Neoprene	0,06
Type: **E**				
C	ECDN150	Curva aspirazione 90° Suction elbow 90°	Acciaio zincato Galvanized Steel	40
Type: **P**				
D	PAPDN150SP07	Tripiede appoggio X foot rest	Acciaio zincato Galvanized Steel	25,1
F	GCDN100/L	Curva di mandata 90° DN100 Delivery elbow 90° DN100	G250 Ghisa G250 Cast-Iron	10
Type: **R**		**GPADN100/L**		
G	GADT100-150	Controflangia accoppiamento 2 guide DN100 Double guide rail coupling flange DN100	G250 Ghisa G250 Cast-Iron	12
H	GBPACDN100	Piede d'accoppiamento 2 guide DN100 Double guide coupling feet DN100	G250 Ghisa G250 Cast-Iron	35
I	SOP2T	Sopporto tubi superiore 2 guide 2" Double guide rail upper support 2"	Acciaio zincato Galvanized Steel	1,9
L	TG2Z	Tubo guida 2" Guide rail 2"	Acciaio zincato Galvanized Steel	4,5