FAGGIOLATI PUMPS® S.p.A.

CURVA CARATTERISTICA
PERFORMANCE CURVE

Serie	Tipo di pompa - *Pump type*
7B	**X471M6V2-L50LB7**

Cod. *Code*	**7003828**	Peso totale *Total weight*	**47** Kg	Materiale *Construction*	**ACCIAIO INOX AISI 316L** ***STAINLESS STEEL AISI 316L***	Girante *Impeller*	**VORTEX** ***VORTEX***

Idraulica - *Hydraulic*

MANDATA *DISCHARGE*	**65**	mm
ASPIRAZIONE *SUCTION*	**55**	mm
PASSAGGIO LIBERO *FREE PASSAGE*	**50**	mm
DIAMETRO GIRANTE *IMPELLER DIAMETER*	**165**	mm

Rend. max - *Best efficiency*

RENDIMENTO TOTALE *TOTAL EFFICIENCY*	**23,6**	%
RENDIMENTO IDRAULICO *HYDRAULIC EFFICIENCY*	**31,0**	%
POT. ASS. DALLA RETE *ABS. POWER FROM MAINS*	**1,3**	kW
PREVALENZA *HEAD*	**4,8**	m
PORTATA *CAPACITY*	**23,9**	m^3/h

Motore- *Motor* — M471M-1,4-230/50NY-IE

ALIMENTAZIONE *POWER SUPPLY*	**1ph 230V-50Hz**	
CLASSE DI ISOLAMENTO *INSULATION CLASS*	**H Trop**	
VELOCITÀ NOMINALE *NOMINAL SPEED*	**1372**	rpm
POTENZA NOMINALE MOTORE *RATED MOTOR POWER*	**1,4**	kW
CORRENTE DI SPUNTO *STARTING CURRENT*	**40,5**	A
CORRENTE NOMINALE *RATED CURRENT*	**8,1**	A
MOMENTO DI INERZIA TOTALE *TOTAL MOMENT OF INERTIA*	**0,0123**	kgm2

	CARICO-LOADING 4/4	3/4	1/2
FATTORE DI POTENZA *POWER FACTOR*	**0,99**	**0,97**	**0,93**
RENDIMENTO MOTORE *MOTOR EFFICIENCY*	**76** %	**70** %	**69** %

Impiego - *Application*

TEMP. MAX DEL LIQUID *PUMPED LIQUID MAX TEMP.*	**< 40**	°C
PROTEZIONE MECCANICA *MECHANICAL PROT. DEGREE*	**IP 68**	
CAVO *CABLE*	**3G1,5 H07RNF**	
CODICE DISEGNO *DRAWING CODE*	**707_65_07_20**	
CURVA *CURVE*	**V707-410**	

Protezioni - *Protections*

PROTEZIONE TERMICA *THERMAL PROTECTION*	YES
CONTROLLO INFILTRAZIONE *HUMIDITY PROBE*	NO
II 2G Ex c k db IIB T4 Gb	NO
MANTELLO DI RAFFREDDAMENTO *COOLING JACKET*	NO

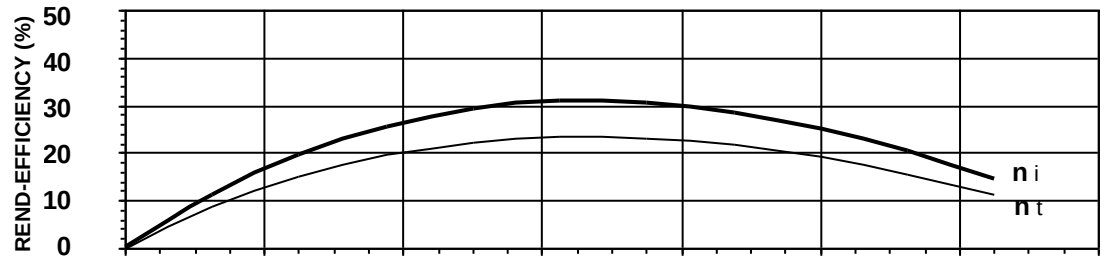

η_i = Rendimento idraulico *Hydraulic efficiency*

η_t = Rendimento totale *Total efficiency*

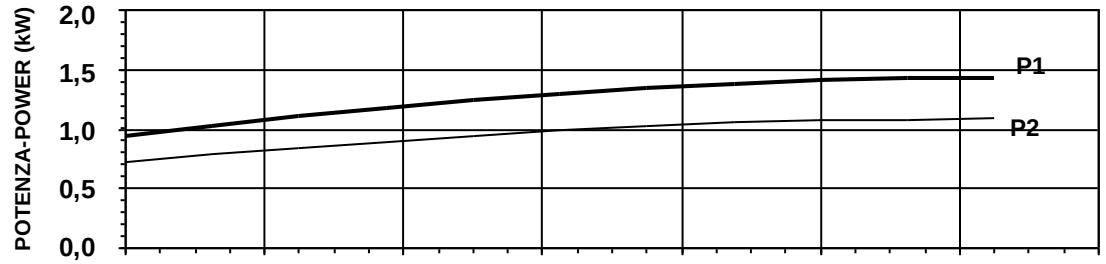

P1 = Potenza ass. dalla rete *Abs. power from mains*

P2 = Potenza idraulica *Hydraulic power*

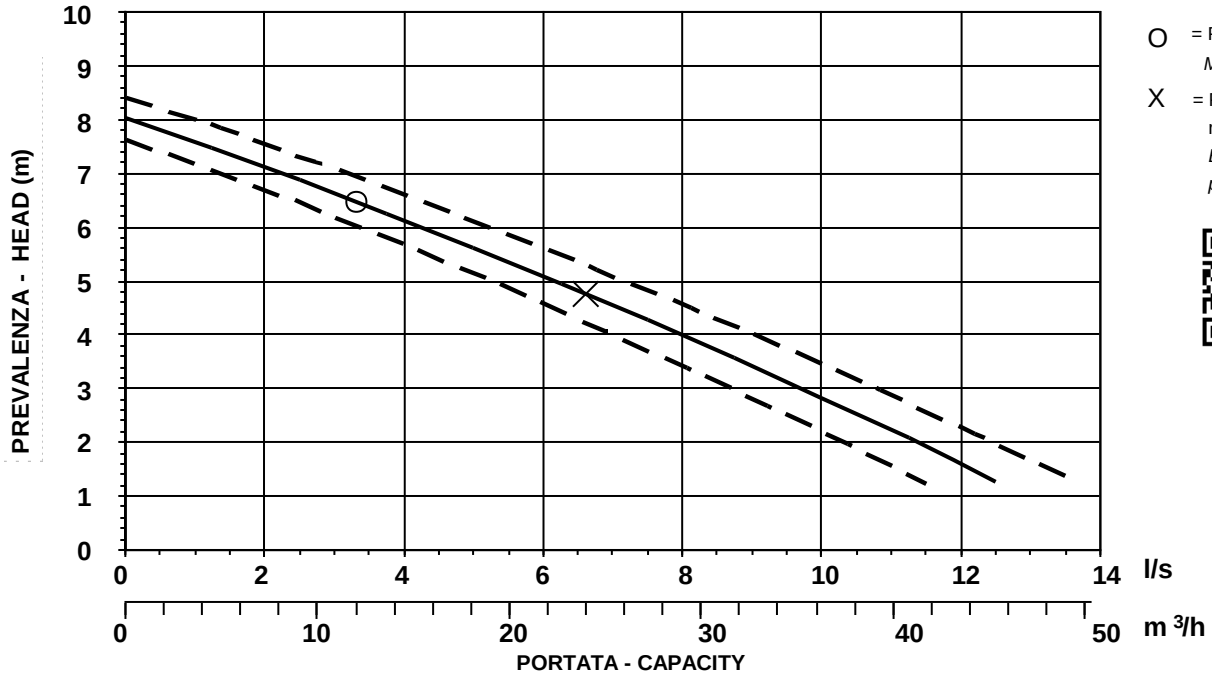

O = Portata minima *Minimum capacity*

X = Punto max rendimento *Best efficiency point*

CURVA CARATTERISTICA SECONDO NORMA *PERFORMANCE CURVES IN ACCORDANCE TO*	**UNI EN ISO 9906**	PRESTAZIONI IN ACQUA PULITA RIFERITE ALLA TEMP. DI 40°C *PERFORMANCE WITH CLEAR WATER AND RATING DATA AT 40°C*

Date: 12/02/2015 App.: A (X1) Rev. 0-ut.311017-14.64_t4987c19M1,1.0.CA

FAGGIOLATI PUMPS® S.p.A.

INGOMBRI
DIMENSIONS

Codice disegno - Drawing code
707_65_07_20

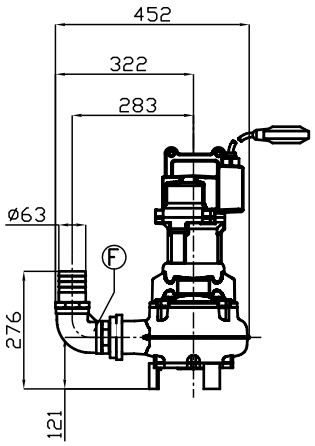

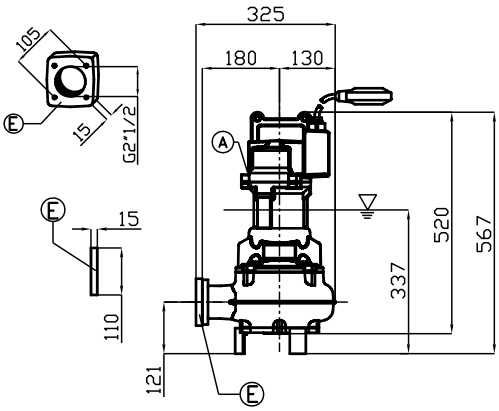

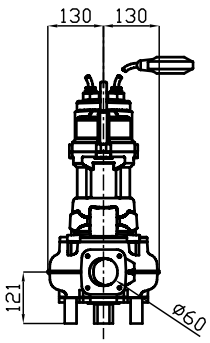

LIVELLO MINIMO DI SOMMERGIBILITÁ STANDARD.
PER VERSIONE ATEX, COMPLETAMENTE SOMMERSA.

MINIMUM SUBMERSIBLE LEVEL STANDARD.
FOR ATEX TYPE, COMPLETELY SUBMERGED.

S

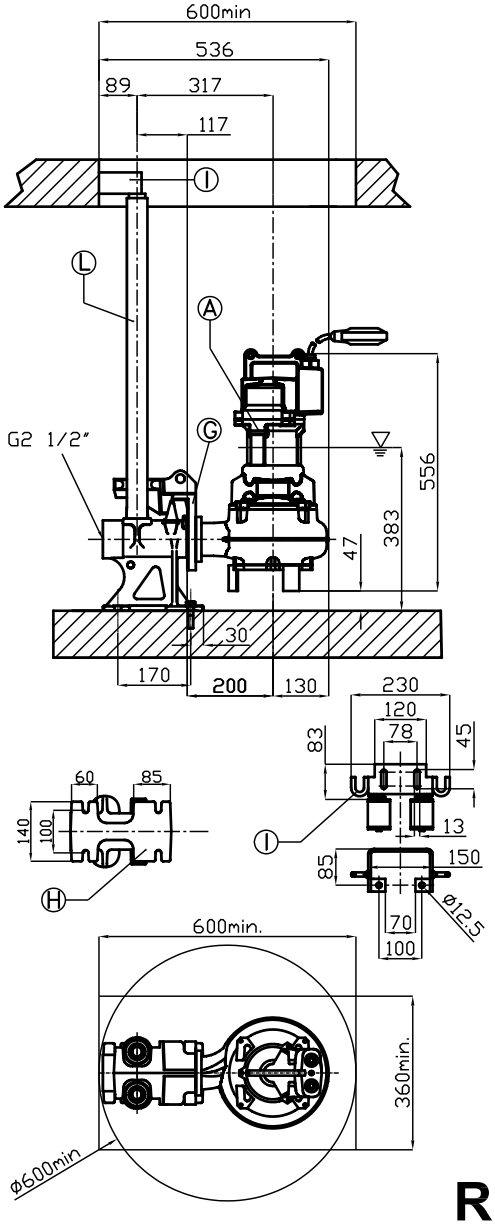

R

Pos. Pos.	Codice Code	Descrizione Description	Materiale Material	Peso Kg Weight Kg
A	-	Elettropompa Sommergibile Submersible Pump		-
B	54.08254	Guarnizione DN65 Rubber joint DN65	Neoprene Neoprene	0,01
Type: **R**		**XPADN652T/L**		
G	XCADN65/8	Controflangia accoppiamento 2 guide DN65 Double guide rail coupling flange DN65	AISI316L Acciaio S.Steel AISI316L	13
H	XBPACDN652T /L	Piede d'accoppiamento 2 guide DN65 Double guide coupling feet DN65	AISI316L Acciaio S.Steel AISI316L	21
I	SOP2T/3	Sopporto tubi superiore 2 guide 2" Double guide rail upper support 2"	AISI316L Acciaio S.Steel AISI316L	1,9
L	TG2X6L	Tubo guida 2" Guide rail 2"	AISI316L Acciaio S.Steel AISI316L	-
Type: **S**				
E	XF2.1/2	Flangetta filettata 2"1/2 Threaded flange 2"1/2	AISI316 Acciaio S.Steel AISI316	1
F	XC65	Curva di mandata 90° Ø65 Delivery elbow 90° Ø65	AISI316 Acciaio S.Steel AISI316	3