FAGGIOLATI PUMPS® S.p.A.

CURVA CARATTERISTICA
PERFORMANCE CURVE

Serie	Tipo di pompa - *Pump type*
7B	**B471T6V2-L50KA0**

Cod. *Code*	**7002724**	Peso totale *Total weight*	**48** Kg	Materiale *Construction*	**BRONZO MARINO** ***MARINE BRONZE***	Girante *Impeller*	**VORTEX** ***VORTEX***

Idraulica - *Hydraulic*

MANDATA *DISCHARGE*	**65**	mm
ASPIRAZIONE *SUCTION*	**55**	mm
PASSAGGIO LIBERO *FREE PASSAGE*	**50**	mm
DIAMETRO GIRANTE *IMPELLER DIAMETER*	**165**	mm

Rend. max - *Best efficiency*

RENDIMENTO TOTALE *TOTAL EFFICIENCY*	**28,6**	%
RENDIMENTO IDRAULICO *HYDRAULIC EFFICIENCY*	**33,0**	%
POT. ASS. DALLA RETE *ABS. POWER FROM MAINS*	**1,1**	kW
PREVALENZA *HEAD*	**4,8**	m
PORTATA *CAPACITY*	**23,7**	m^3/h

Motore- *Motor* M471T-1,4-400/50NN-IE3

ALIMENTAZIONE *POWER SUPPLY*	**3ph 400V-50Hz**		
CLASSE DI ISOLAMENTO *INSULATION CLASS*	**H**		
VELOCITÀ NOMINALE *NOMINAL SPEED*	**1382** rpm		
POTENZA NOMINALE MOTORE *RATED MOTOR POWER*	**1,4** kW		
CORRENTE DI SPUNTO *STARTING CURRENT*	**12,2** A		
CORRENTE NOMINALE *RATED CURRENT*	**2,7** A		
MOMENTO DI INERZIA TOTALE *TOTAL MOMENT OF INERTIA*	**0,0168** kgm2		
	CARICO-LOADING 4/4	3/4	1/2
FATTORE DI POTENZA *POWER FACTOR*	**0,85**	**0,78**	**0,68**
RENDIMENTO MOTORE *MOTOR EFFICIENCY*	**87** %	**85** %	**84** %

Impiego - *Application*

TEMP. MAX DEL LIQUID *PUMPED LIQUID MAX TEMP.*	**< 40** °C
PROTEZIONE MECCANICA *MECHANICAL PROT. DEGREE*	**IP 68**
CAVO *CABLE*	**4G1,5 H07RNF**
CODICE DISEGNO *DRAWING CODE*	**707_65_07_17**
CURVA *CURVE*	**V707-410**

Protezioni - *Protections*

PROTEZIONE TERMICA *THERMAL PROTECTION*	NO
CONTROLLO INFILTRAZIONE *HUMIDITY PROBE*	NO
II 2G Ex c k db IIB T4 Gb	NO
MANTELLO DI RAFFREDDAMENTO *COOLING JACKET*	NO

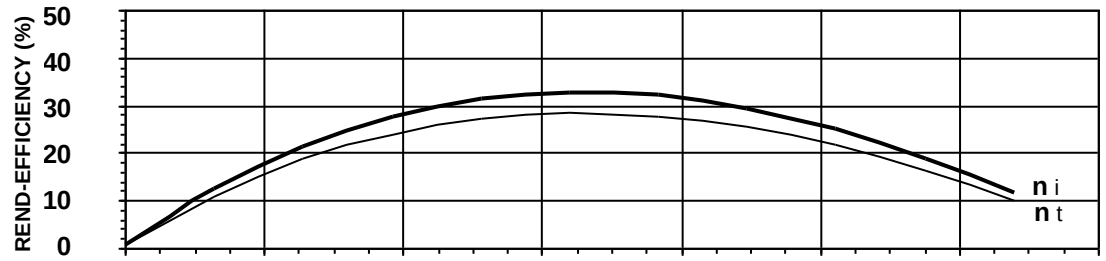

η_i = Rendimento idraulico *Hydraulic efficiency*

η_t = Rendimento totale *Total efficiency*

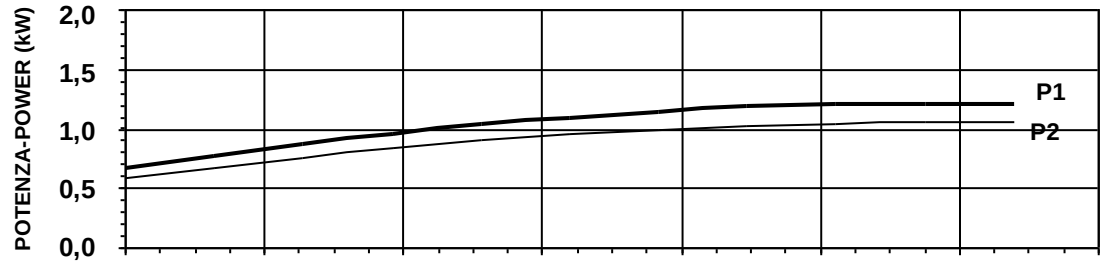

P1 = Potenza ass. dalla rete *Abs. power from mains*

P2 = Potenza idraulica *Hydraulic power*

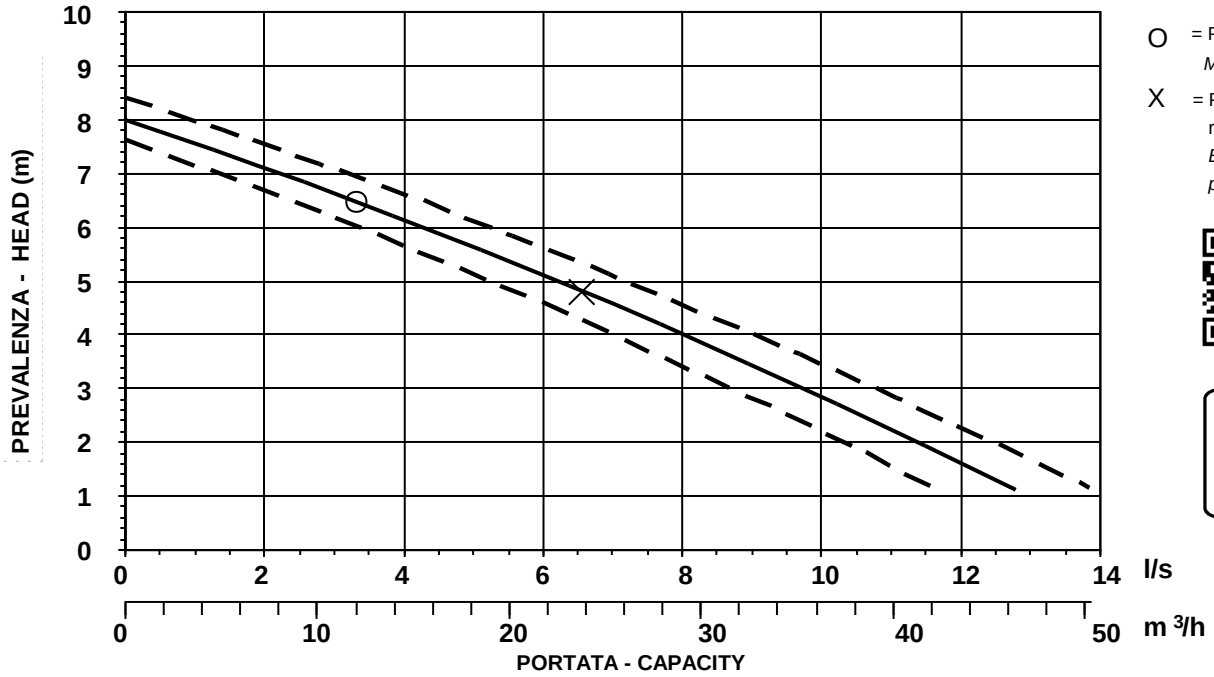

O = Portata minima *Minimum capacity*

X = Punto max rendimento *Best efficiency point*

PREMIUM EFFICIENCY IE3 MOTOR

CURVA CARATTERISTICA SECONDO NORMA *PERFORMANCE CURVES IN ACCORDANCE TO*	**UNI EN ISO 9906**	PRESTAZIONI IN ACQUA PULITA RIFERITE ALLA TEMP. DI 40°C *PERFORMANCE WITH CLEAR WATER AND RATING DATA AT 40°C*

FAGGIOLATI PUMPS® S.p.A.

INGOMBRI
DIMENSIONS

Codice disegno - Drawing code
707_65_07_17

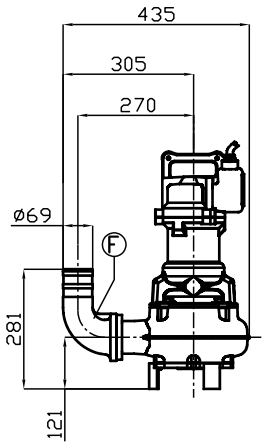

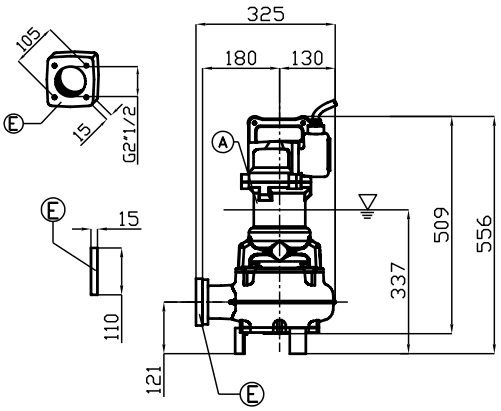

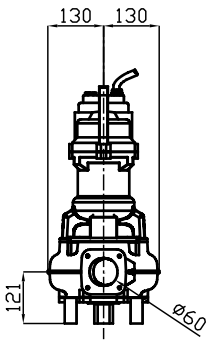

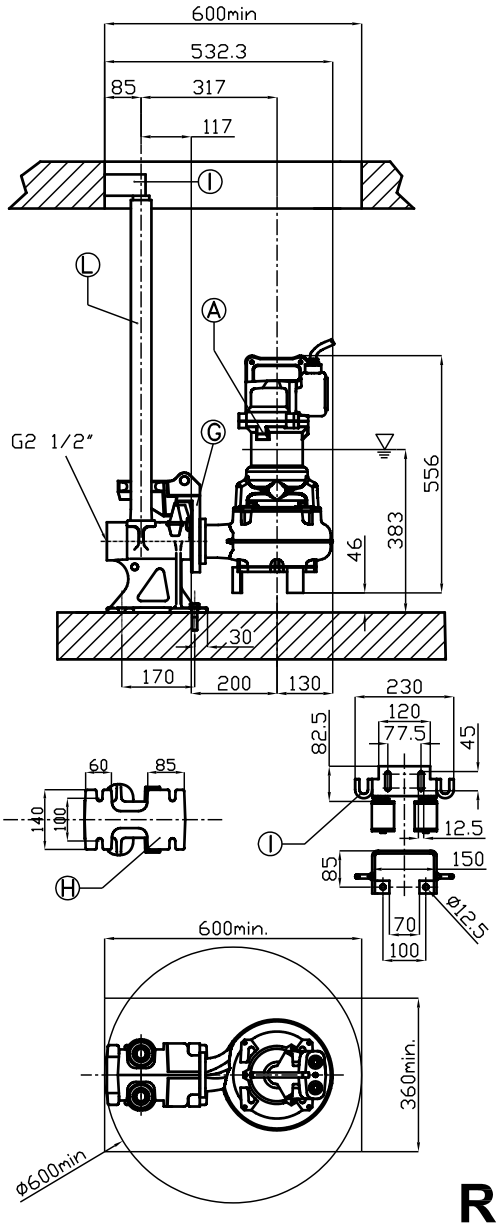

R

Pos. Pos.	Codice Code	Descrizione Description	Materiale Material	Peso Kg Weight Kg
A	-	Elettropompa Sommergibile Submersible Pump		-
B	54.08254	Guarnizione DN65 Rubber joint DN65	Neoprene Neoprene	0,01
Type: **R**		**XPADN652T/L**		
G	XCADN65/8	Controflangia accoppiamento 2 guide DN65 Double guide rail coupling flange DN65	AISI316L Acciaio S.Steel AISI316L	13
H	XBPACDN652T /L	Piede d'accoppiamento 2 guide DN65 Double guide coupling feet DN65	AISI316L Acciaio S.Steel AISI316L	21
I	SOP2T/3	Sopporto tubi superiore 2 guide 2" Double guide rail upper support 2"	AISI316L Acciaio S.Steel AISI316L	1,9
L	TG2X6L	Tubo guida 2" Guide rail 2"	AISI316L Acciaio S.Steel AISI316L	-
Type: **S**				
E	BF2.1/2	Flangetta filettata 2"1/2 Threaded flange 2"1/2	B10 Bronzo B10 Bronze	1
F	BCDN70	Curva di mandata 90° DN70 Delivery elbow 90° DN70	B10 Bronzo B10 Bronze	3

LIVELLO MINIMO DI SOMMERGIBILITÁ STANDARD.
PER VERSIONE ATEX, COMPLETAMENTE SOMMERSA.

MINIMUM SUBMERSIBLE LEVEL STANDARD.
FOR ATEX TYPE, COMPLETELY SUBMERGED.

S