FAGGIOLATI PUMPS® S.p.A.

CURVA CARATTERISTICA
PERFORMANCE CURVE

Serie	Tipo di pompa - *Pump type*
7S	**G218R3V1-P86AA2**

Cod. *Code*	**7001891**	Peso totale *Total weight*	**410** Kg	Materiale *Construction*	**GHISA EN-GJL-250** ***CAST IRON EN-GJL-250***	Girante *Impeller*	**VORTEX** ***VORTEX***

Idraulica - *Hydraulic*

MANDATA *DISCHARGE*	**DN 100**	mm
ASPIRAZIONE *SUCTION*	**DN 100**	mm
PASSAGGIO LIBERO *FREE PASSAGE*	**86**	mm
DIAMETRO GIRANTE *IMPELLER DIAMETER*	**250**	mm

Rend. max - *Best efficiency*

RENDIMENTO TOTALE *TOTAL EFFICIENCY*	**33,4**	%
RENDIMENTO IDRAULICO *HYDRAULIC EFFICIENCY*	**35,3**	%
POT. ASS. DALLA RETE *ABS. POWER FROM MAINS*	**48,6**	kW
PREVALENZA *HEAD*	**66,6**	m
PORTATA *CAPACITY*	**90,0**	m^3/h

Motore- *Motor* M218T-52-400/50YY-IE3

ALIMENTAZIONE *POWER SUPPLY*	**3ph 400/690V-50Hz**	
CLASSE DI ISOLAMENTO *INSULATION CLASS*	**H**	
VELOCITÀ NOMINALE *NOMINAL SPEED*	**2911**	rpm
POTENZA NOMINALE MOTORE *RATED MOTOR POWER*	**52,0**	kW
CORRENTE DI SPUNTO *STARTING CURRENT*	**531,6**	A
CORRENTE NOMINALE *RATED CURRENT*	**90,1**	A
MOMENTO DI INERZIA TOTALE *TOTAL MOMENT OF INERTIA*	**0,4930**	kgm2

	CARICO-LOADING 4/4	3/4	1/2
FATTORE DI POTENZA *POWER FACTOR*	**0,88**	**0,83**	**0,71**
RENDIMENTO MOTORE *MOTOR EFFICIENCY*	**95** %	**94** %	**93** %

Impiego - *Application*

TEMP. MAX DEL LIQUID *PUMPED LIQUID MAX TEMP.*	**< 40**	°C
PROTEZIONE MECCANICA *MECHANICAL PROT. DEGREE*	**IP 68**	
CAVO *CABLE*	**2X4G10+4G2,5 H07RNF**	
CODICE DISEGNO *DRAWING CODE*	**718_100_18_3**	
CURVA *CURVE*	**V718-203**	

Protezioni - *Protections*

PROTEZIONE TERMICA *THERMAL PROTECTION*	YES
CONTROLLO INFILTRAZIONE *HUMIDITY PROBE*	YES
II 2G Ex c k db IIB T4 Gb	NO
MANTELLO DI RAFFREDDAMENTO *COOLING JACKET*	NO

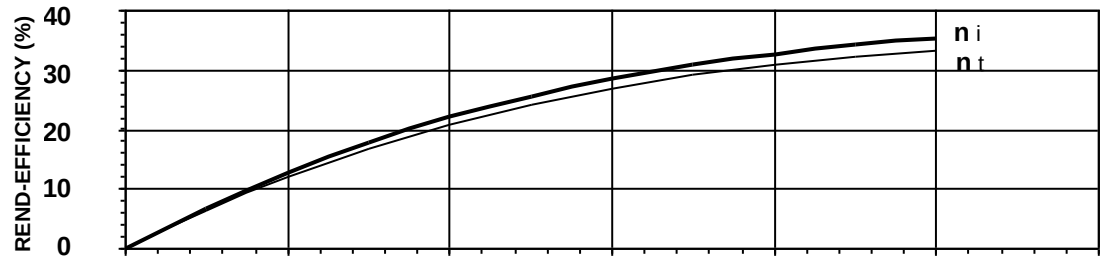

η_i = Rendimento idraulico *Hydraulic efficiency*

η_t = Rendimento totale *Total efficiency*

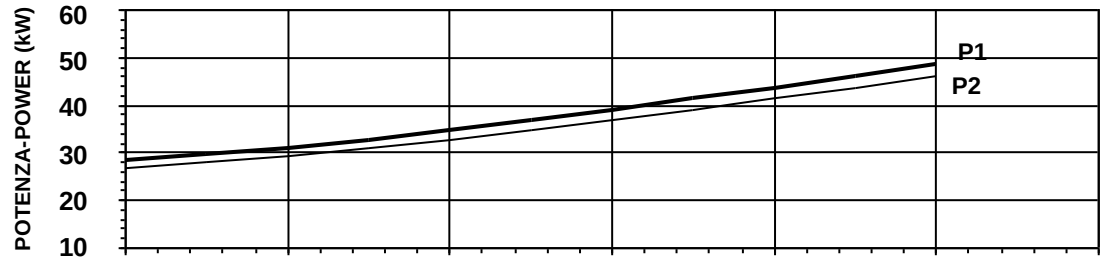

P1 = Potenza ass. dalla rete *Abs. power from mains*

P2 = Potenza idraulica *Hydraulic power*

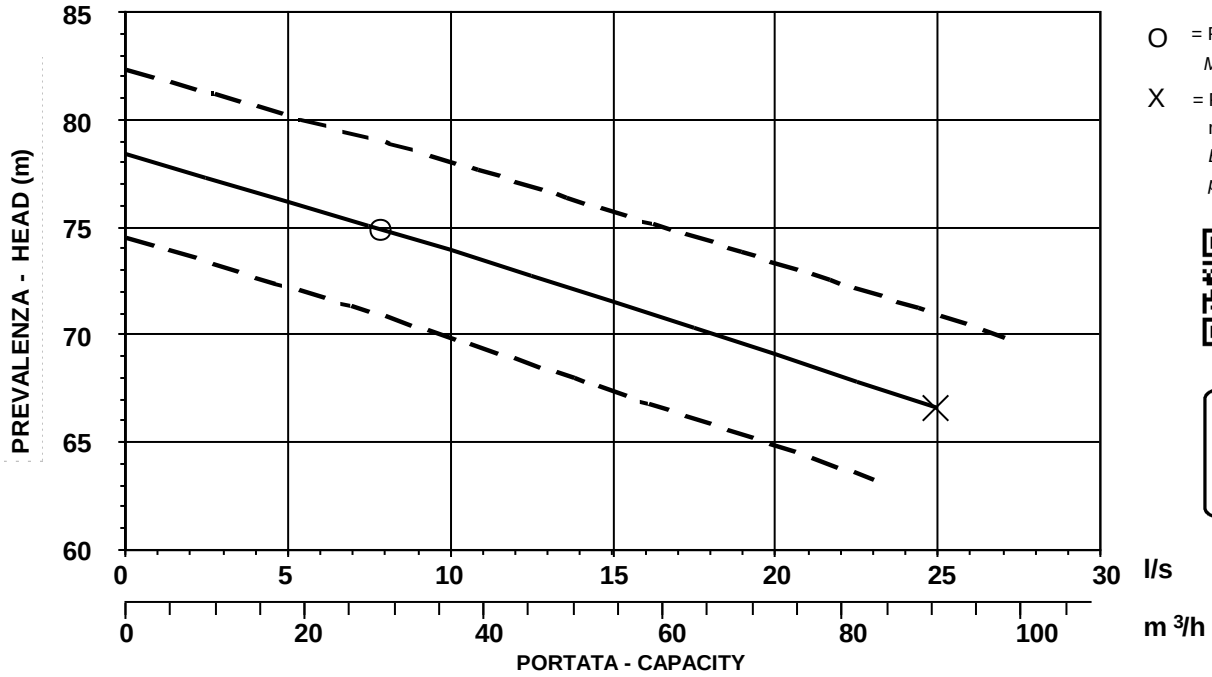

O = Portata minima *Minimum capacity*

X = Punto max rendimento *Best efficiency point*

PREMIUM EFFICIENCY IE3 MOTOR

CURVA CARATTERISTICA SECONDO NORMA *PERFORMANCE CURVES IN ACCORDANCE TO* **UNI EN ISO 9906**	PRESTAZIONI IN ACQUA PULITA RIFERITE ALLA TEMP. DI 40°C *PERFORMANCE WITH CLEAR WATER AND RATING DATA AT 40°C*

FAGGIOLATI PUMPS® S.p.A.

INGOMBRI
DIMENSIONS

Codice disegno - Drawing code
718_100_18_3

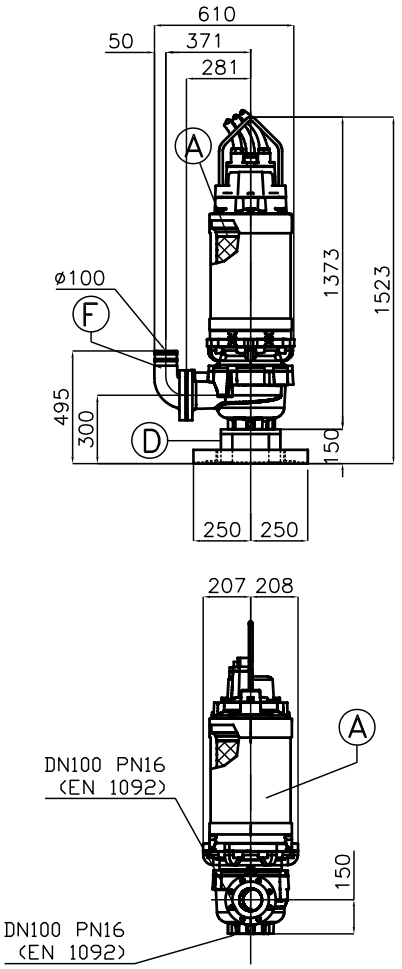

P

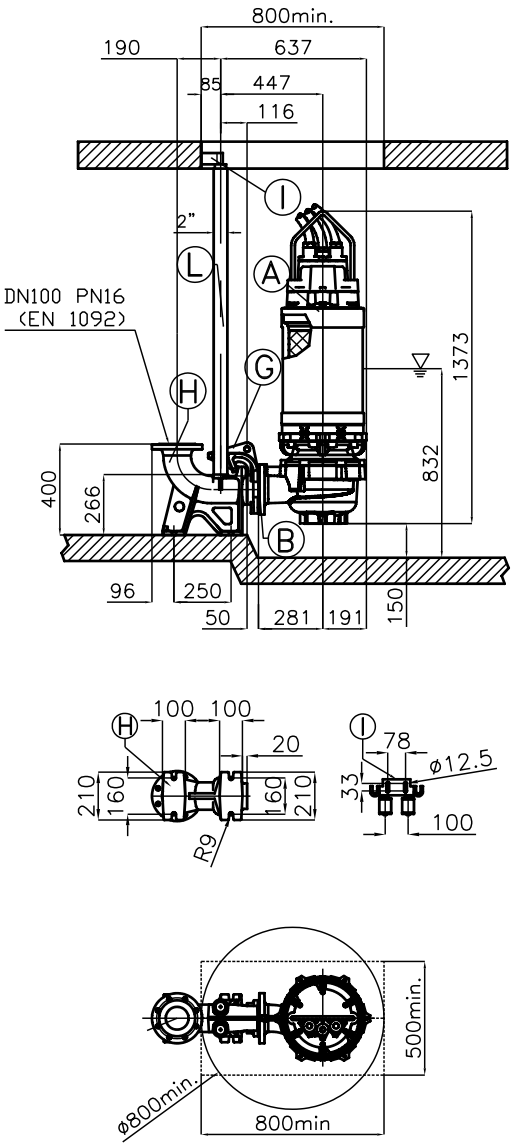

R

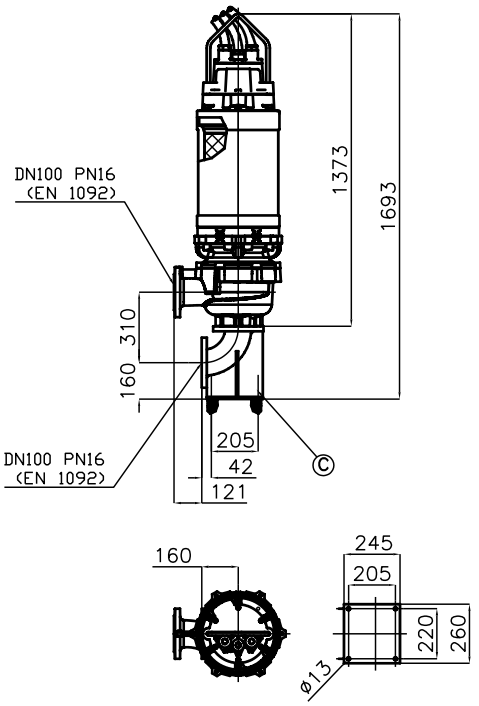

LIVELLO MINIMO DI SOMMERGIBILITÁ STANDARD.
PER VERSIONE ATEX, COMPLETAMENTE SOMMERSA.

MINIMUM SUBMERSIBLE LEVEL STANDARD.
FOR ATEX TYPE, COMPLETELY SUBMERGED.

E

Pos. *Pos.*	*Codice* *Code*	*Descrizione* *Description*	*Materiale* *Material*	*Peso Kg* *Weight Kg*
A	-	Elettropompa Sommergibile Submersible Pump		-
B	54.11015	Guarnizione DN100 Rubber joint DN100	Neoprene Neoprene	0,06
Type: **E**				
C	ECDN100	Curva aspirazione 90° Suction elbow 90°	Acciaio zincato Galvanized Steel	27
Type: **P**				
D	PAPDN100SP07	Tripiede appoggio X foot rest	Acciaio zincato Galvanized Steel	5
F	GCDN100/L	Curva di mandata 90° DN100 Delivery elbow 90° DN100	G250 Ghisa G250 Cast-Iron	10
Type: **R**		**GPADN100/L**		
G	GADT100-150	Controflangia accoppiamento 2 guide DN100 Double guide rail coupling flange DN100	G250 Ghisa G250 Cast-Iron	12
H	GBPACDN100	Piede d'accoppiamento 2 guide DN100 Double guide coupling feet DN100	G250 Ghisa G250 Cast-Iron	35
I	SOP2T	Sopporto tubi superiore 2 guide 2" Double guide rail upper support 2"	Acciaio zincato Galvanized Steel	1,9
L	TG2Z	Tubo guida 2" Guide rail 2"	Acciaio zincato Galvanized Steel	4,5