

APEX HS Split Case Pumps

FEATURES

- ◆ Engineered bedplate design
- ◆ Heavy Duty Design
- ◆ Extended best efficiency point

BENEFITS

- ◆ Comprehensive range with over 67 sizes to ensure optimum selection for all duties
- ◆ Low NPSHr
- ◆ High head units have a double volute to reduce radial thrust
- ◆ Foot and centre line mounting configurations
- ◆ Horizontal and Vertical configurations
- ◆ Supplied bare shaft or with IE3 motors for energy saving

OPERATING RANGE

- ◆ Maximum flow rates up to 4300 m³/hr
- ◆ Maximum generated head 230m at 1450 rpm
- ◆ Discharge flange sizes up to 400 mm
- ◆ Flange ratings
BS4504 PN16 as standard ANSI and other flange ratings available on request

APPLICATIONS

- Water Supply
- Cooling water
- Air conditioning
- Heating circulation
- Industrial liquids chemicals
- Seawater
- Drinking potable water
- Oils solvents and process liquids
- irrigation
- Aqua-culture

WORKING PRESSURE


All pumps are hydrostatically tested to 1.5 times the rated working pressure.

MECHANICAL SEAL

Packed gland, single and cartridge mechanical seals

SPARE PARTS

HS pumps are fully supported by Apex Pumps dedicated spares team. Contact spares@apexpumps.com




PolyPump Ltd

Providing your pumping solutions
sales@polypump.co.uk
01296 488 294

MATERIALS

Cast Iron	BS-1561:2011
Ductile Iron	ISO 1083:2005
Stainless Steel	ASTM A351 CF8M, CF3M, CF8, CF3
Cast Bronze	BS1400 grade LG2
Other grades available on request.	


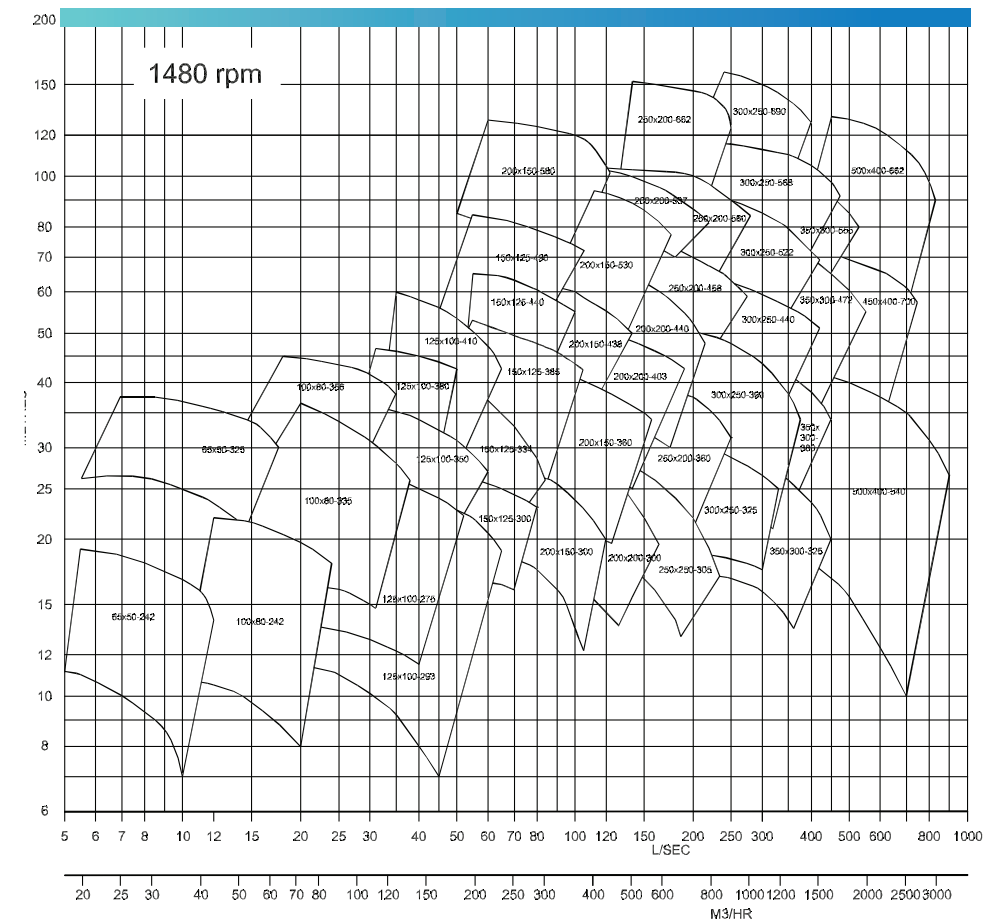


APEXPUMPS
CENTRIFUGAL PUMP MANUFACTURERS

For further information on any APEX product,
please contact the APEX sales office:
tel: 0117 9077555
enquiries@apexpumps.com

APEX FLUID ENGINEERING LTD
MORLEY ROAD, STAPLE HILL
BRISTOL, BS16 4QT

APEX HS Range Charts 50hz & 60hz



For further information on any APEX product,
 please contact the APEX sales office:
 tel: 0117 9077555
enquiries@apexpumps.com

APEX FLUID ENGINEERING LTD
 MORLEY ROAD, STAPLE HILL
 BRISTOL, BS16 4QT