FAGGIOLATI PUMPS® S.p.A.

CURVA CARATTERISTICA
PERFORMANCE CURVE

Serie	Tipo di pompa - *Pump type*
7D	**X211R3C1-M30LA5**

Cod. *Code*	7003334	Peso totale *Total weight*	170 Kg	Materiale *Construction*	ACCIAIO INOX AISI 316 *STAINLESS STEEL AISI 316*	Girante *Impeller*	A CANALI *WITH CHANNELS*

Idraulica - *Hydraulic*

MANDATA *DISCHARGE*	DN 80	mm
ASPIRAZIONE *SUCTION*	DN 100	mm
PASSAGGIO LIBERO *FREE PASSAGE*	30	mm
DIAMETRO GIRANTE *IMPELLER DIAMETER*	155	mm

Rend. max - *Best efficiency*

RENDIMENTO TOTALE *TOTAL EFFICIENCY*	59,7	%
RENDIMENTO IDRAULICO *HYDRAULIC EFFICIENCY*	65,5	%
POT. ASS. DALLA RETE *ABS. POWER FROM MAINS*	7,0	kW
PREVALENZA *HEAD*	20,5	m
PORTATA *CAPACITY*	73,1	m^3/h

Motore- *Motor* M211T-7,5-400/50YY-IE3

ALIMENTAZIONE *POWER SUPPLY*	3ph 400/690V-50Hz	
CLASSE DI ISOLAMENTO *INSULATION CLASS*	H Trop	
VELOCITÀ NOMINALE *NOMINAL SPEED*	2842	rpm
POTENZA NOMINALE MOTORE *RATED MOTOR POWER*	7,5	kW
CORRENTE DI SPUNTO *STARTING CURRENT*	79,6	A
CORRENTE NOMINALE *RATED CURRENT*	13,5	A
MOMENTO DI INERZIA TOTALE *TOTAL MOMENT OF INERTIA*	0,0170	kgm2

	CARICO-LOADING 4/4	3/4	1/2
FATTORE DI POTENZA *POWER FACTOR*	0,88	0,84	0,73
RENDIMENTO MOTORE *MOTOR EFFICIENCY*	91 %	90 %	89 %

Impiego - *Application*

TEMP. MAX DEL LIQUID *PUMPED LIQUID MAX TEMP.*	< 40	°C
PROTEZIONE MECCANICA *MECHANICAL PROT. DEGREE*	IP 68	
CAVO *CABLE*	12G2,5 H07RNF	
CODICE DISEGNO *DRAWING CODE*	713_80_11_7	
CURVA *CURVE*	C713-203	

Protezioni - *Protections*

PROTEZIONE TERMICA *THERMAL PROTECTION*	YES
CONTROLLO INFILTRAZIONE *HUMIDITY PROBE*	YES
II 2G Ex c k db IIB T4 Gb	NO
MANTELLO DI RAFFREDDAMENTO *COOLING JACKET*	NO

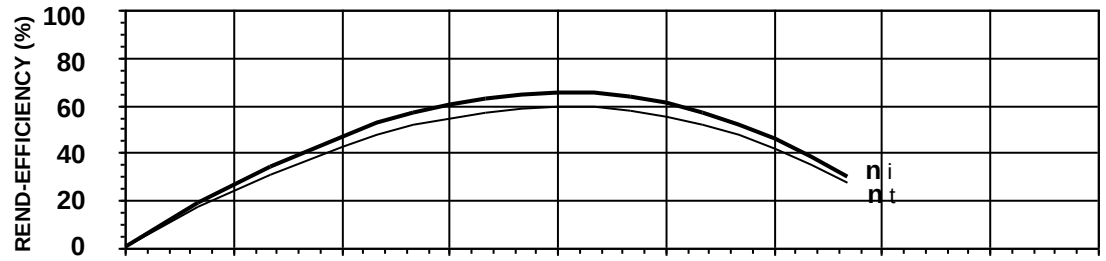

η_i = Rendimento idraulico *Hydraulic efficiency*

η_t = Rendimento totale *Total efficiency*

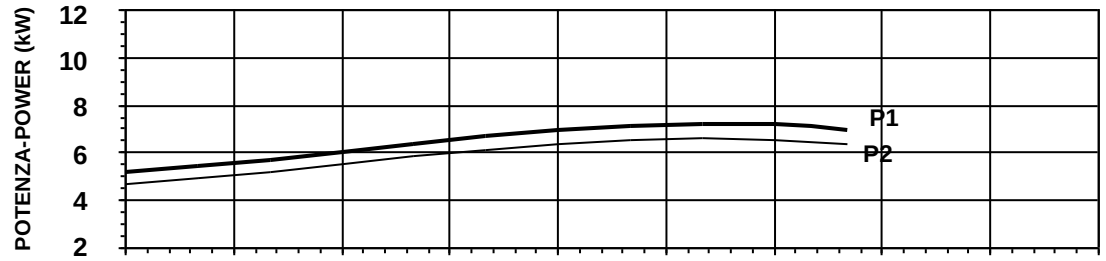

P1 = Potenza ass. dalla rete *Abs. power from mains*

P2 = Potenza idraulica *Hydraulic power*

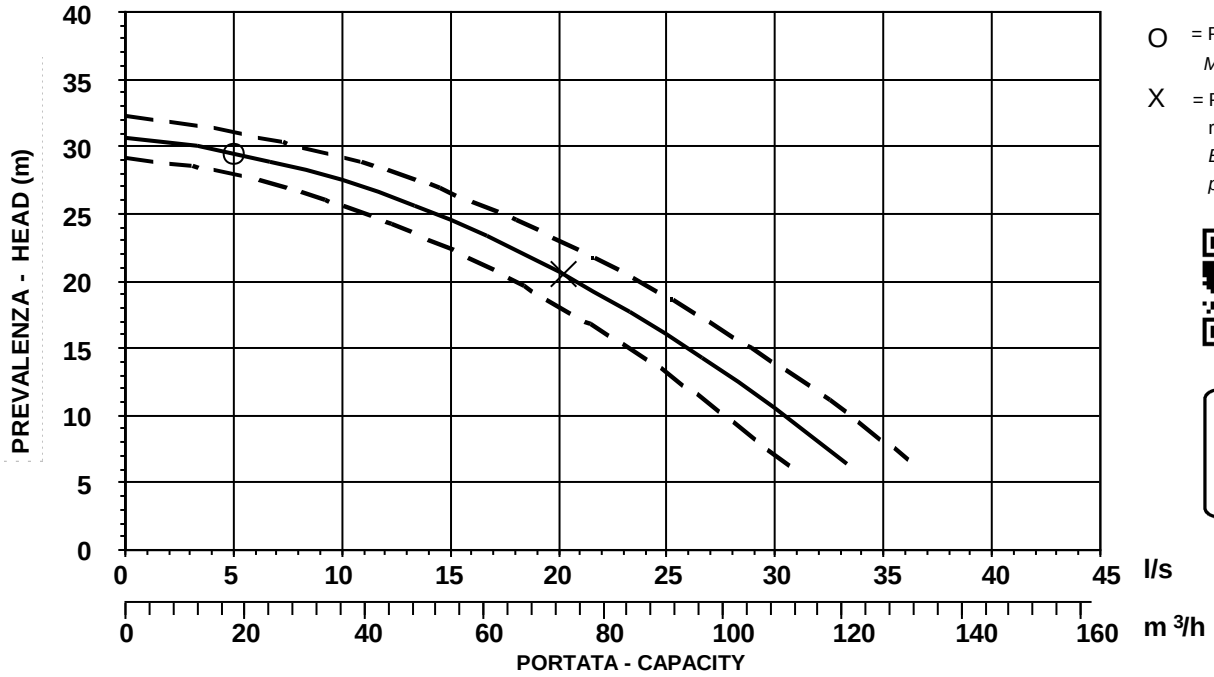

O = Portata minima *Minimum capacity*

X = Punto max rendimento *Best efficiency point*

PREMIUM EFFICIENCY IE3 MOTOR

CURVA CARATTERISTICA SECONDO NORMA *PERFORMANCE CURVES IN ACCORDANCE TO* **UNI EN ISO 9906**	PRESTAZIONI IN ACQUA PULITA RIFERITE ALLA TEMP. DI 40°C *PERFORMANCE WITH CLEAR WATER AND RATING DATA AT 40°C*

FAGGIOLATI PUMPS® S.p.A.

INGOMBRI
DIMENSIONS

Codice disegno - Drawing code
713_80_11_7

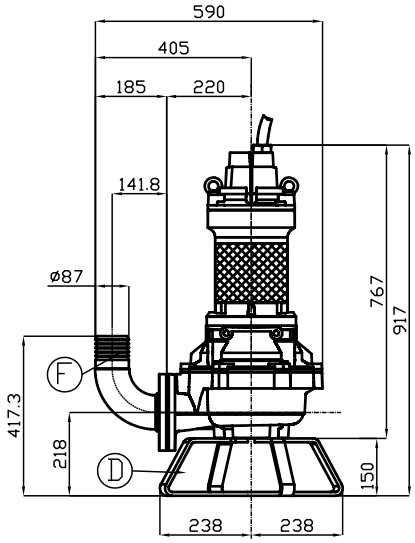

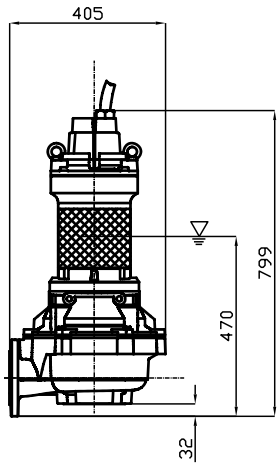

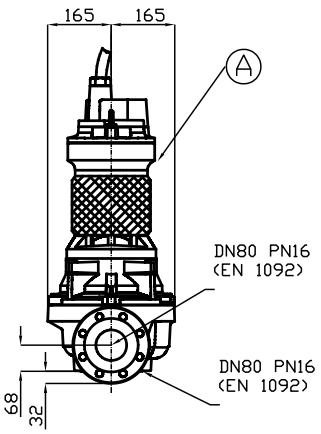

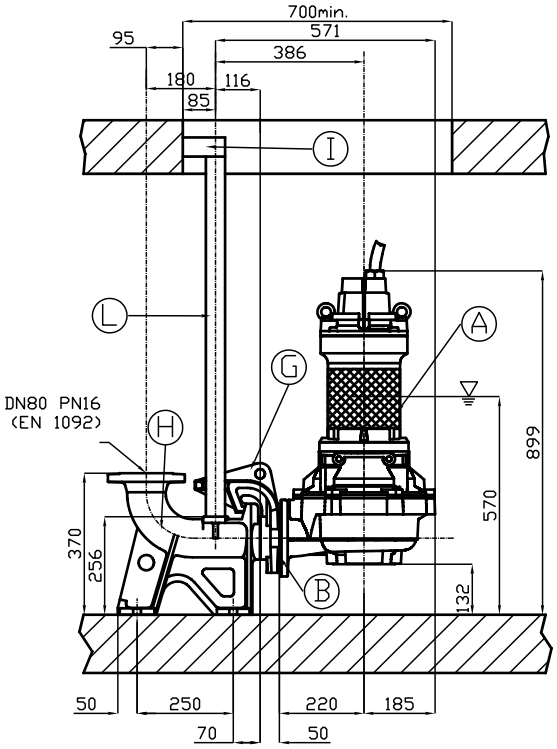

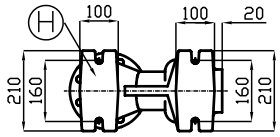

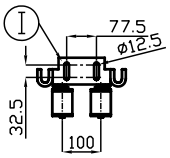

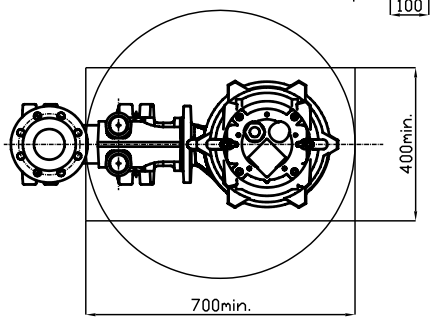

R

Pos. Pos.	Codice Code	Descrizione Description	Materiale Material	Peso Kg Weight Kg
A	-	Elettropompa Sommergibile Submersible Pump		-
B	54.08112	Guarnizione DN80 Rubber joint DN80	Neoprene Neoprene	0,05
Type: **P**				
D	PAPDN100NP04	Tripiede appoggio X foot rest	AISI316 Acciaio S.Steel AISI316	3
F	XCDN80	Curva di mandata 90° DN80 Delivery elbow 90° DN80	AISI316 Acciaio S.Steel AISI316	7
Type: **R**	**XPADN80/L**			
G	XADTDN80/L	Controflangia accoppiamento 2 guide DN80 Double guide rail coupling flange DN80	AISI316L Acciaio S.Steel AISI316L	13
H	XBPACDN80/L	Piede d'accoppiamento 2 guide DN80 Double guide coupling feet DN80	AISI316L Acciaio S.Steel AISI316L	35
I	SOP2T/3	Sopporto tubi superiore 2 guide 2'' Double guide rail upper support 2''	AISI316L Acciaio S.Steel AISI316L	1,9
L	TG2X6L	Tubo guida 2'' Guide rail 2''	AISI316L Acciaio S.Steel AISI316L	-

LIVELLO MINIMO DI SOMMERGIBILITÁ STANDARD.
PER VERSIONE ATEX, COMPLETAMENTE SOMMERSA.

MINIMUM SUBMERSIBLE LEVEL STANDARD.
FOR ATEX TYPE, COMPLETELY SUBMERGED.

P