

Hydraulic pump

HY400



PUMP SPECIFICATIONS	Mod. A	Mod. B
Capacity [m ³ /h]	1020	1150
Head [m]	44	41
Impeller diameter [mm]/type	760/2 blades closed	
Flanged bore size [DN.../PN...]	DN300/PN10	DN350/PN10
Cross section diameter [mm]	120	
Weight [kg]	3550	3600

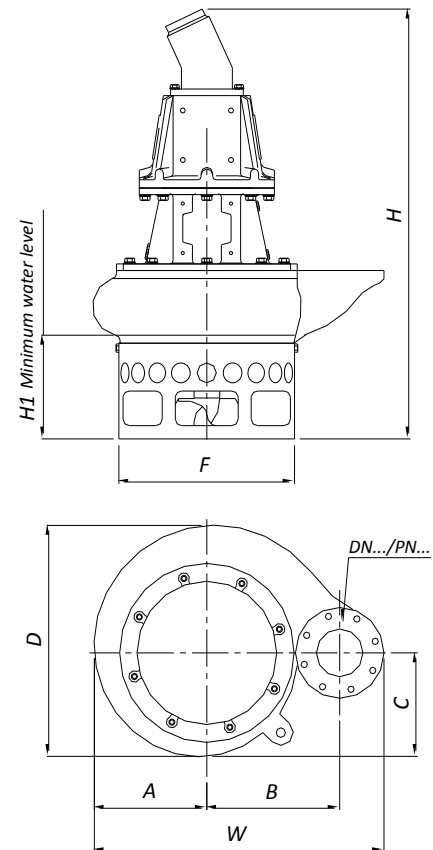
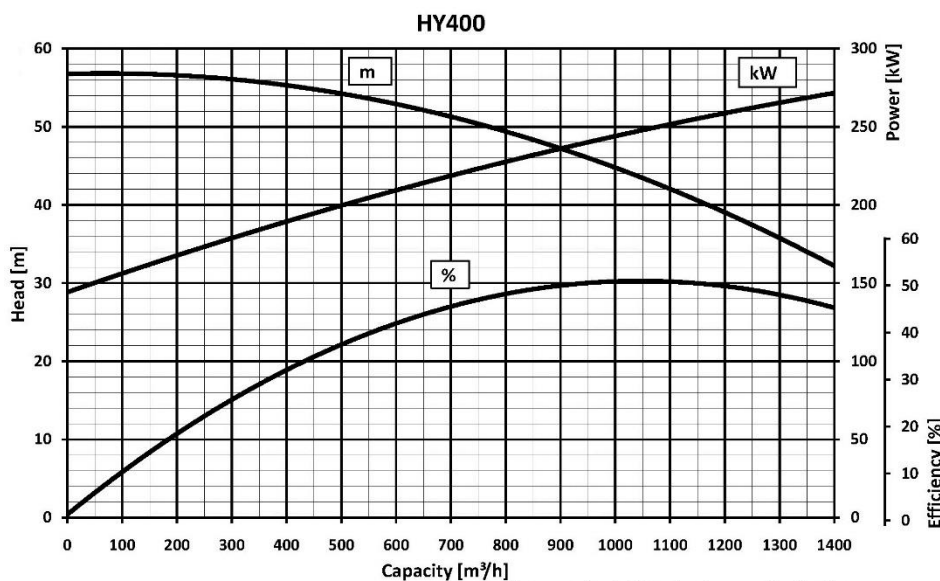
HYDRAULIC MOTOR	
Motor displacement [cc]	710
Max. oil flow rate[l/min]	605
Max. pressure [bar]	300
Power [kW-HP]	300-405
Speed [RPM]	850

MATERIALS	
Casing	Spheroidal cast iron EN-GJS-500-7 (EN 1563)
Motor housing	Cast iron EN-GJL-250 (EN 1561)
Wear parts	High chrome EN-GJN-HV600 (XCr18) (EN 12513)
Main shaft	High tensile steel 39NiCrMo3 (AISI 9840)

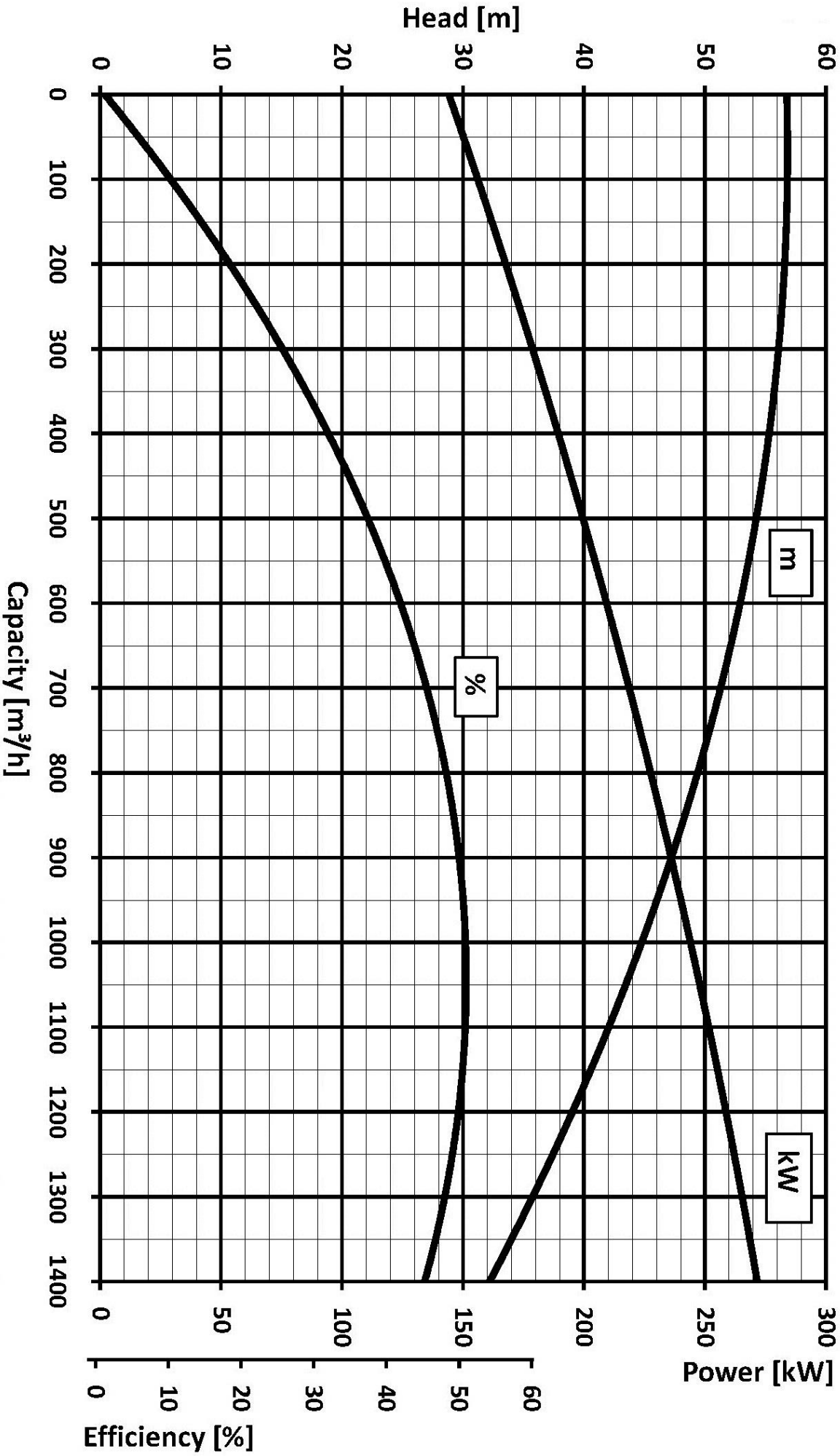
SEALS / LUBRICANT	
Motor side seals	3 lip seals (2 BUNA + 1 PTFE)
Impeller side seals	5 lip seals (3 BUNA + 2 PTFE)
Oil type	ISO 320

DIMENSIONS [mm]							
H	W	D	F	H1	A	B	C
2400	1600	1357	1015	470	652	750	576

PERFORMANCE CURVES



HY400



We reserve the right to make changes without notice