




## Maxi SH

Electrical submersible drainage pump



50 Hz	SH
Discharge connection	4"
Rated power $P_2$ [kW]	37
Max. power consumption $P_1$ [kW]	41
Shaft speed [r.p.m.]	2945
Rated current at 230V	112
Rated current at 400V	65
Rated current at 500V	51
Rated current at 1000V	26
Solids passage [mm]	12
Height [mm]	1148
Width [mm]	440
Weight [kg]	270

Other voltages on request

### Pump types

SH: Super high pressure

### Classification

Electrical submersible pump, protection class: IP68

### Electrical motor

Squirrel cage induction motor, insulation class H (IEC 85)

### Motor protector

Temperature guard with thermal contacts in the stator and air valve

**This pump must be used with external motor protection in accordance with technical data**

### Cable - SubCab

230V DOL: 1x 4G35mm<sup>2</sup>+S(2x0,5)mm<sup>2</sup>, 20m

230V Y/D: 2x 4G25mm<sup>2</sup>+S(2x0,5)mm<sup>2</sup>, 20m

400-500V DOL: 1x 4G16mm<sup>2</sup>+S(2x0,5)mm<sup>2</sup>, 20m

400-500V Y/D: 2x 4G10mm<sup>2</sup>+S(2x0,5)mm<sup>2</sup>, 20m

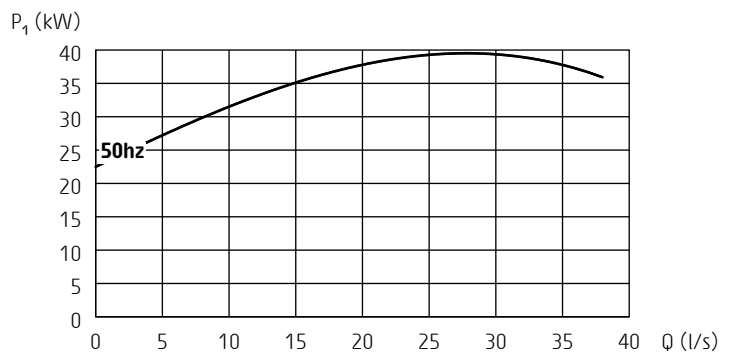
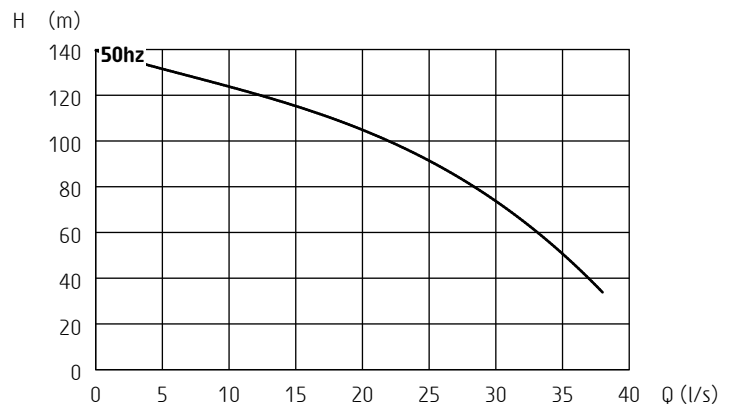
### Limitations

Max. submersion depth: 20 m

Max. liquid temperature: 40 °C

Allowed pH range: 5 - 8

Maximum liquid density: 1100 kg/m<sup>3</sup>



ISO 9906/A

### Shaft seals

Double mechanical seal running in an oil compartment  
Material lower seal: *tungsten carbide - tungsten carbide*  
Material upper seal: *tungsten carbide - tungsten carbide*

### Bearings

Lower: Double angular contact ball bearing with CB clearance  
Upper: ball bearing with C3 clearance

### Discharge connection

Hose: 4"

NPT & ISO-G Male: 4"

### Materials

Casted parts: *Aluminium*

Outer casing: *Stainless steel*

Motor shaft: *Stainless steel*

Impeller: *Hard-Iron™*

Diffusers: *Polyurethane*

Screws and nuts: *Stainless steel*

### Accessories

Zinc anodes - Starter box, DOL or Y/D

Tandem connection - Pump raff - Non return valve

Specifications can be changed without notice