FAGGIOLATI PUMPS® S.p.A.

CURVA CARATTERISTICA
PERFORMANCE CURVE

Serie	Tipo di pompa - *Pump type*
7C	**B210R3C4-M30KA6**

Cod. / *Code*	Peso totale / *Total weight*	Materiale / *Construction*	Girante / *Impeller*
7005484	**88** Kg	**BRONZO MARINO** / ***MARINE BRONZE***	**A CANALI** / ***WITH CHANNELS***

Idraulica - *Hydraulic*

MANDATA *DISCHARGE*	**DN 80** mm
ASPIRAZIONE *SUCTION*	**DN 80** mm
PASSAGGIO LIBERO *FREE PASSAGE*	**30** mm
DIAMETRO GIRANTE *IMPELLER DIAMETER*	**115** mm

Rend. max - *Best efficiency*

RENDIMENTO TOTALE *TOTAL EFFICIENCY*	**63,1** %
RENDIMENTO IDRAULICO *HYDRAULIC EFFICIENCY*	**70,1** %
POT. ASS. DALLA RETE *ABS. POWER FROM MAINS*	**3,8** kW
PREVALENZA *HEAD*	**15,1** m
PORTATA *CAPACITY*	**57,5** m³/h

Motore- *Motor* M210T-5-400/50NY-IE3EX

ALIMENTAZIONE *POWER SUPPLY*	**3ph 400/690V-50Hz**
CLASSE DI ISOLAMENTO *INSULATION CLASS*	**H**
VELOCITÀ NOMINALE *NOMINAL SPEED*	**2842** rpm
POTENZA NOMINALE MOTORE *RATED MOTOR POWER*	**5,0** kW
CORRENTE DI SPUNTO *STARTING CURRENT*	**53,7** A
CORRENTE NOMINALE *RATED CURRENT*	**9,1** A
MOMENTO DI INERZIA TOTALE *TOTAL MOMENT OF INERTIA*	**0,0090** kgm2

	CARICO-LOADING 4/4	3/4	1/2
FATTORE DI POTENZA *POWER FACTOR*	**0,88**	**0,84**	**0,73**
RENDIMENTO MOTORE *MOTOR EFFICIENCY*	**90** %	**89** %	**87** %

Impiego - *Application*

TEMP. MAX DEL LIQUID *PUMPED LIQUID MAX TEMP.*	**< 45** °C
PROTEZIONE MECCANICA *MECHANICAL PROT. DEGREE*	**IP 68**
CAVO *CABLE*	**12G1,5 H07RNF**
CODICE DISEGNO *DRAWING CODE*	**710_80_10_4**
CURVA *CURVE*	**C710-221**

Protezioni - *Protections*

PROTEZIONE TERMICA *THERMAL PROTECTION*	YES
CONTROLLO INFILTRAZIONE *HUMIDITY PROBE*	NO
II 2G Ex c k db IIB T4 Gb	YES
MANTELLO DI RAFFREDDAMENTO *COOLING JACKET*	NO

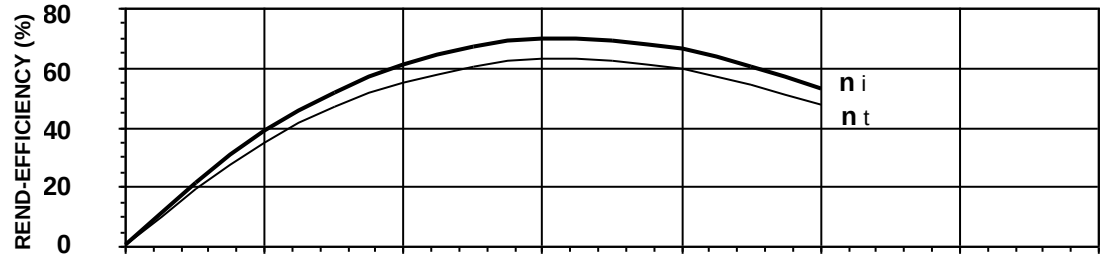

η_i = Rendimento idraulico *Hydraulic efficiency*

η_t = Rendimento totale *Total efficiency*

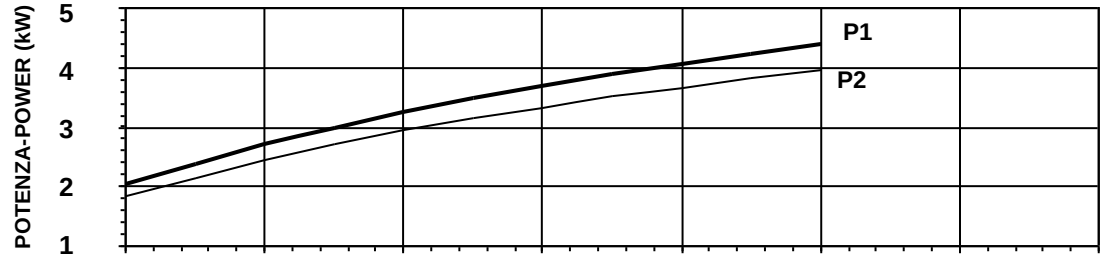

P1 = Potenza ass. dalla rete *Abs. power from mains*

P2 = Potenza idraulica *Hydraulic power*

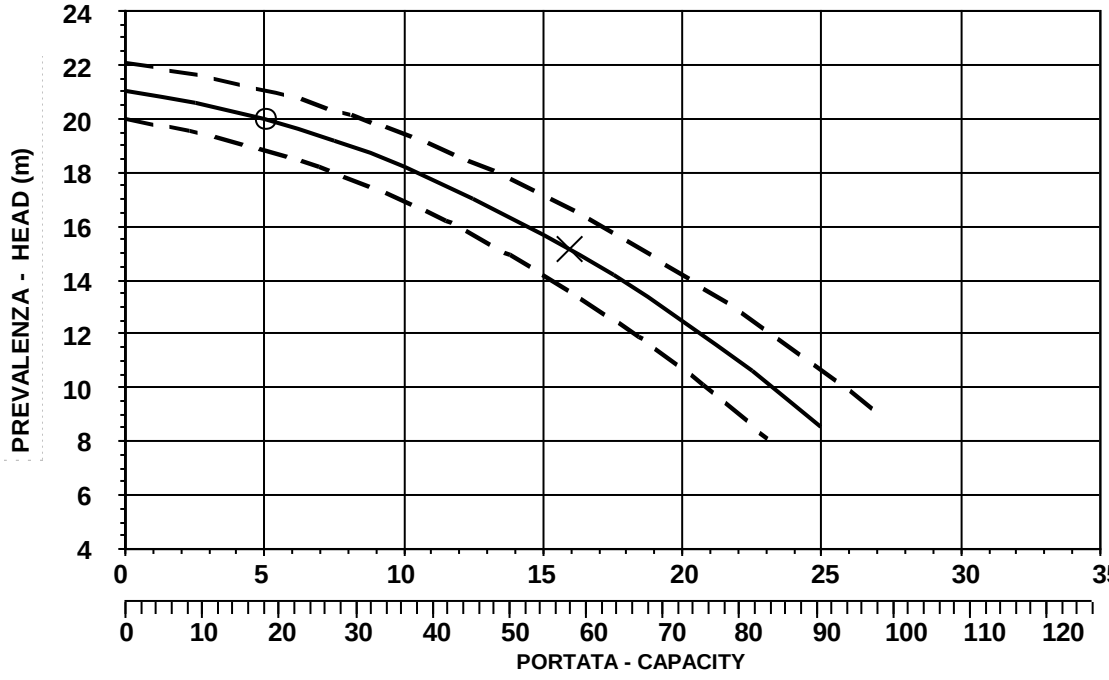

O = Portata minima *Minimum capacity*

X = Punto max rendimento *Best efficiency point*

PREMIUM EFFICIENCY IE3 MOTOR

CURVA CARATTERISTICA SECONDO NORMA *PERFORMANCE CURVES IN ACCORDANCE TO* **UNI EN ISO 9906**	PRESTAZIONI IN ACQUA PULITA RIFERITE ALLA TEMP. DI 40°C *PERFORMANCE WITH CLEAR WATER AND RATING DATA AT 40°C*

FAGGIOLATI PUMPS® S.p.A.

INGOMBRI
DIMENSIONS

Codice disegno - Drawing code
710_80_10_4

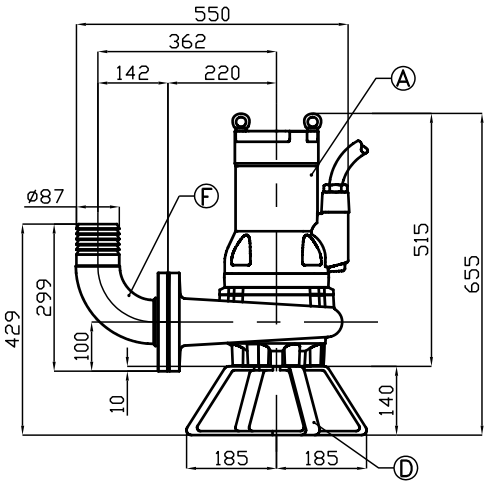

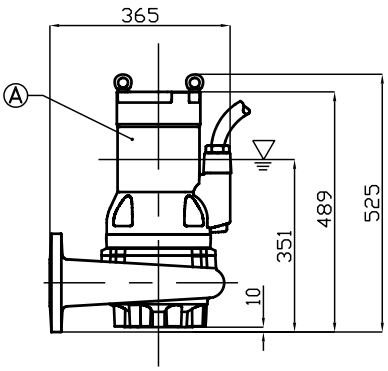

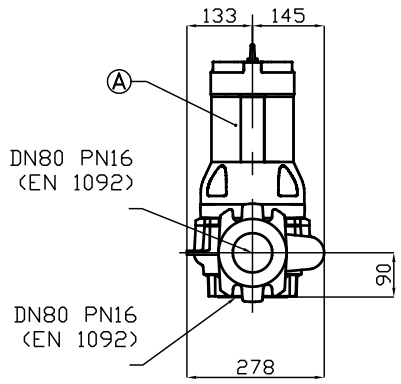

▽ LIVELLO MINIMO DI SOMMERGIBILITÁ STANDARD.
PER VERSIONE ATEX, COMPLETAMENTE SOMMERSA.

▽ MINIMUM SUBMERSIBLE LEVEL STANDARD.
FOR ATEX TYPE, COMPLETELY SUBMERGED.

P

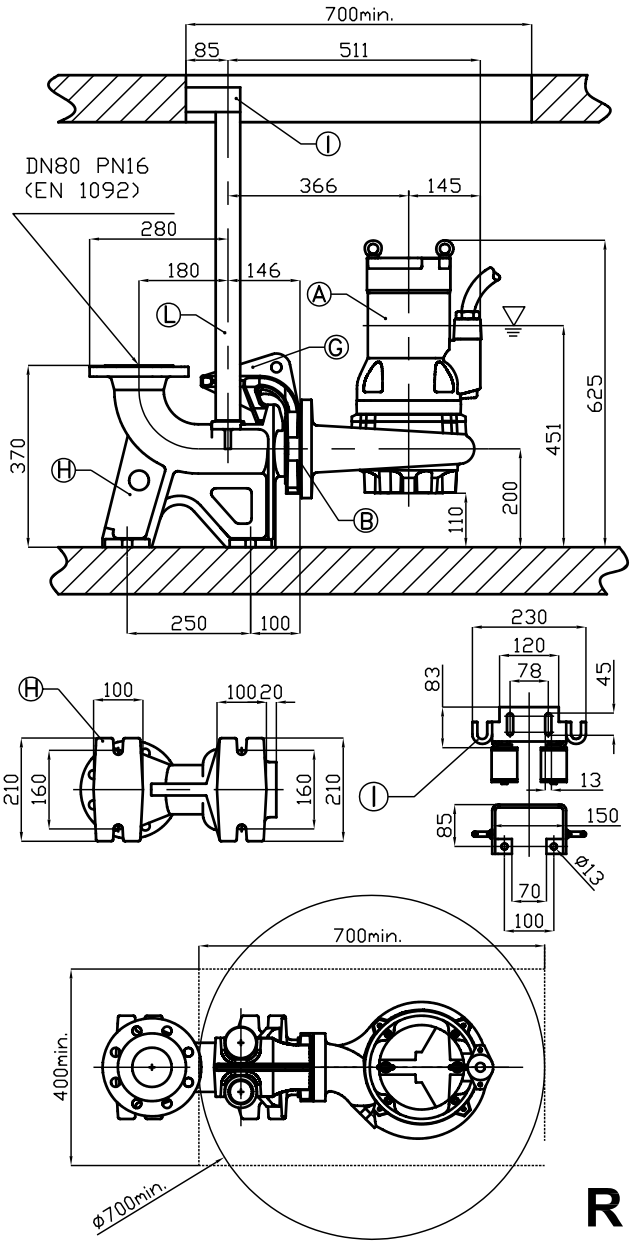

R

Pos. *Pos.*	*Codice* *Code*	*Descrizione* *Description*	*Materiale* *Material*	*Peso Kg* *Weight Kg*
A	-	Elettropompa Sommergibile Submersible Pump		-
B	54.08112	Guarnizione DN80 Rubber joint DN80	Neoprene Neoprene	0,05
Type: **P**				
D	PAPDN80NP04	Tripiede appoggio X foot rest	AISI316 Acciaio S.Steel AISI316	3
F	XCDN80	Curva di mandata 90° DN80 Delivery elbow 90° DN80	AISI316 Acciaio S.Steel AISI316	7
Type: **R**		**XPADN80/L**		
G	XADTDN80/L	Controflangia accoppiamento 2 guide DN80 Double guide rail coupling flange DN80	AISI316L Acciaio S.Steel AISI316L	13
H	XBPACDN80/L	Piede d'accoppiamento 2 guide DN80 Double guide coupling feet DN80	AISI316L Acciaio S.Steel AISI316L	35
I	SOP2T/3	Sopporto tubi superiore 2 guide 2'' Double guide rail upper support 2''	AISI316L Acciaio S.Steel AISI316L	1,9
L	TG2X6L	Tubo guida 2'' Guide rail 2''	AISI316L Acciaio S.Steel AISI316L	-