

Submersible Borehole Pump with Integrated  
Pressure Switch

**Ixo-Pro**

**Type Series Booklet**



## **Legal information/Copyright**

Type Series Booklet Ixo-Pro

All rights reserved. The contents provided herein must neither be distributed, copied, reproduced, edited or processed for any other purpose, nor otherwise transmitted, published or made available to a third party without the manufacturer's express written consent.

Subject to technical modification without prior notice.

© KSB Aktiengesellschaft, Frankenthal 18.07.2014

---

## Contents

<b>Building Services: Water Supply .....</b>	<b>4</b>
Submersible Borehole Pump with Integrated Pressure Switch .....	4
Ixo-Pro .....	4
Main applications .....	4
Fluids handled .....	4
Operating data .....	4
Designation .....	4
Design details .....	4
Materials .....	4
Product benefits .....	4
Technical data .....	5
Operating limits .....	5
Characteristic curves .....	5
Dimensions .....	6
Installation information .....	6
Scope of supply .....	6
Accessories .....	6

## Building Services: Water Supply

### Submersible Borehole Pump with Integrated Pressure Switch

#### Ixo-Pro



#### Main applications

- Rainwater harvesting
- Pressure boosting
- General irrigation systems
- Water extraction

#### Fluids handled

Pump for handling clean to turbid water not containing aggressive, abrasive or solid substances.

#### Operating data

Operating properties

Characteristic		Value
Flow rate	Q	Up to 3.9 m <sup>3</sup> /h (65 l/min)
Head	H	Up to 60 m
Fluid temperature	t	5 to 35 °C

#### Designation

##### Example: Ixo-Pro 4

Key to the designation

Code	Description
Ixo-Pro	Type series
4	Number of stages

#### Design details

##### Pump

- Centrifugal pump

- Close-coupled design
- Multistage
- Integrated pressure switch
- For fully submerged operation
- Low-level inlet
- Suction strainer with a maximum mesh width of 2 mm
- Flow sensor
- Lift check valve

#### Drive

- 230 V - 50 Hz
- Thermal class F
- IP68 enclosure
- Continuous operation
- Water-cooled single-phase AC motor
- Integrated capacitor
- Electronic dry running protection with 4 consecutive start-up attempts
- Thermal overload protection
- Motor power cable 15 m (H07 RNF) and plug

#### Bearings

- Ball bearings, grease-packed for life

#### Shaft seal

- Double shaft seal with oil reservoir fitted in between

#### Materials

Overview of available materials

Component	Material
Suction casing	Stainless steel AISI 304
Suction-side filter	Stainless steel AISI 304
Discharge casing	Stainless steel AISI 304
Pump shroud	Stainless steel AISI 304
Impellers	Stainless steel AISI 304
Pump shaft	Stainless steel AISI 304
Motor housing	Stainless steel AISI 304
Diffusers	Technopolymer (glass fibre reinforced polymer)
Mechanical seal	Aluminium graphite, ceramic graphite

#### Product benefits

- Easy and convenient installation with integrated pressure switch and completely wired cable, including plug
- Corrosion-resistant with pump shroud and impellers made of stainless steel AISI 304
- Maintenance-free with motor bearing lubricated for life
- High operating reliability with water-cooled motor with integrated thermal protection, electronic dry running protection and integrated swing check valve

**Technical data**

Selection table

Size	Number of stages	Threaded connection	P <sub>1</sub>	P <sub>2</sub>	1~230 V	Start-up pressure [bar]	Maximum working pressure [bar]	Capacitor [μF]	Length of H07RN-F cable [m]	Mat. No.	[kg]
			[kW]	[kW]	[A]						
4	4	Rp 1	0,80	0,55	3,60	2	6	12	15	39300168	10,6
6	6	Rp 1	1,20	0,90	6,20	3	12	16	15	39300169	12,4

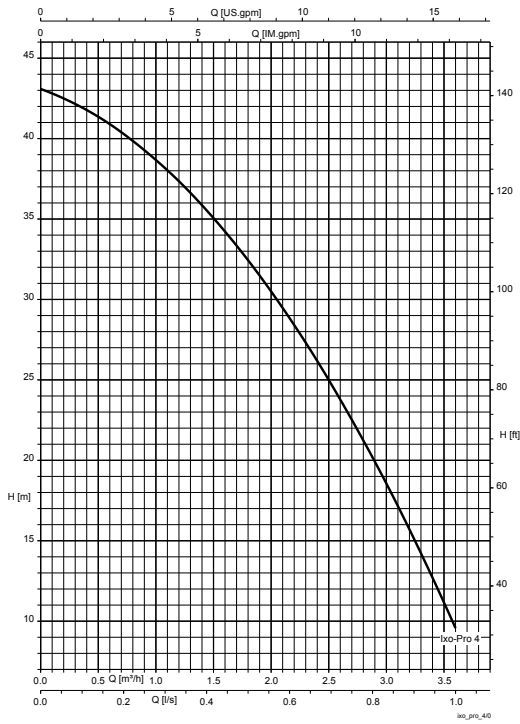
**Operating limits**

- Only suitable for vertical operation.
- Maximum immersion depth: 12 m

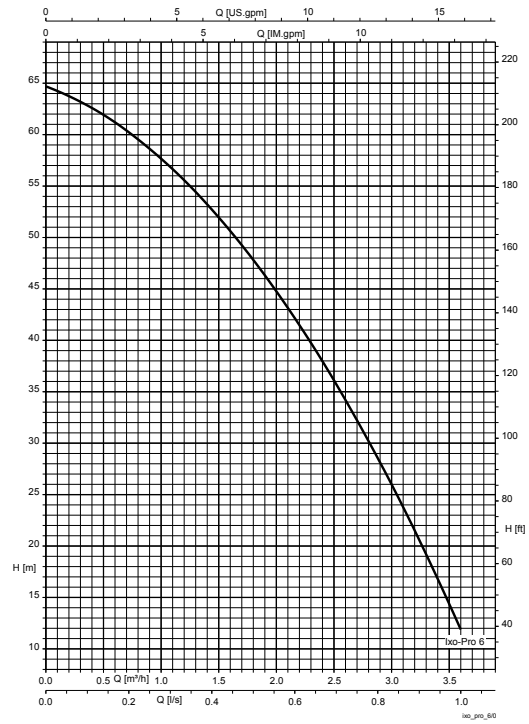
- Maximum particle size: 2 mm
- Maximum number of start-ups/hour: 30

**Characteristic curves**

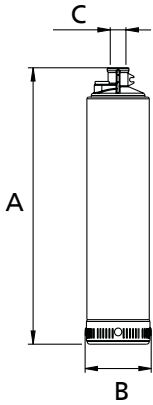
**Ixo-Pro 4, n = 2900 rpm**



**Ixo-Pro 6, n = 2900 rpm**

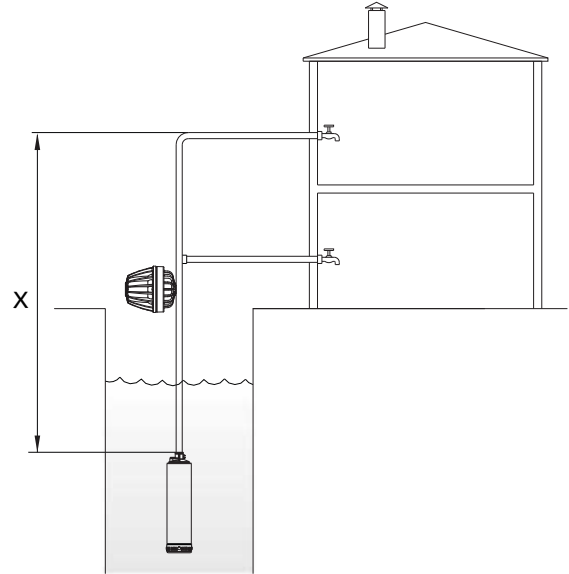


**Dimensions**



Dimensions  
Dimensions [mm]

Size	Dimensions		Thread
	A	B	C
4	493	126	Rp 1
6	560	126	Rp 1



Installation information

Maximum installation height x

Size	x [m]
4	20
6	30

**Installation information**

**i** To protect the system from pressure surges and prevent continual starting and stopping in the event of leakages in the system, installing the Kit-Press connection set in the discharge line above the water level is recommended.

**Scope of supply**

- Multistage submersible borehole pump with integrated pressure switch
- Motor power cable 15 m (H07 RNF) and plug

**Accessories**

**Pump accessories**

	Description	Connection	Mat. No.	[kg]
	Kit-Press connection set Comprising an expansion vessel and a shut-off valve with pressure gauge (to be installed in the discharge line above the water level)	Rp 1	39300170	1,5
	Pump foot Equipped for floating-suction water intake	-	39300171	2





**KSB Aktiengesellschaft**

67225 Frankenthal • Johann-Klein-Str. 9 • 67227 Frankenthal (Germany)

Tel. +49 6233 86-0 • Fax +49 6233 86-3401

[www.ksb.com](http://www.ksb.com)

18.07.2014

2150.5/01-DE