

## TROJAN VORTEX LARGE

A compact complete unit supplied with pumps and a control panel, which is easily installed and maintained. For use in waste water or sewage applications where removal is not possible under gravity. Ideal for offices, schools, flats, hospitals, etc.

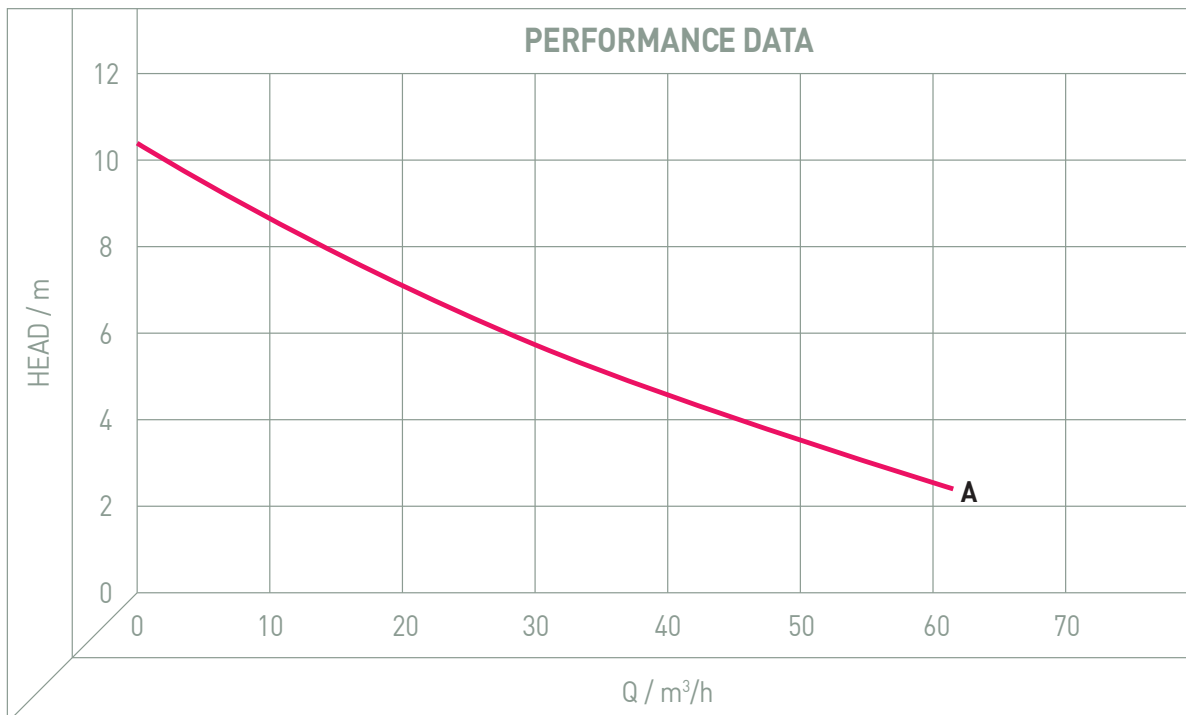


Vortex Impeller

### Features

- Polyethylene chamber
- 350L or 480L capacity
- Complete unit fitted with single / dual channel pumps
- 3.0kW
- 150 mm inlet
- DN100 outlet
- Pneumatic level control with LCD display, fault and alarm options available

### Performance Data



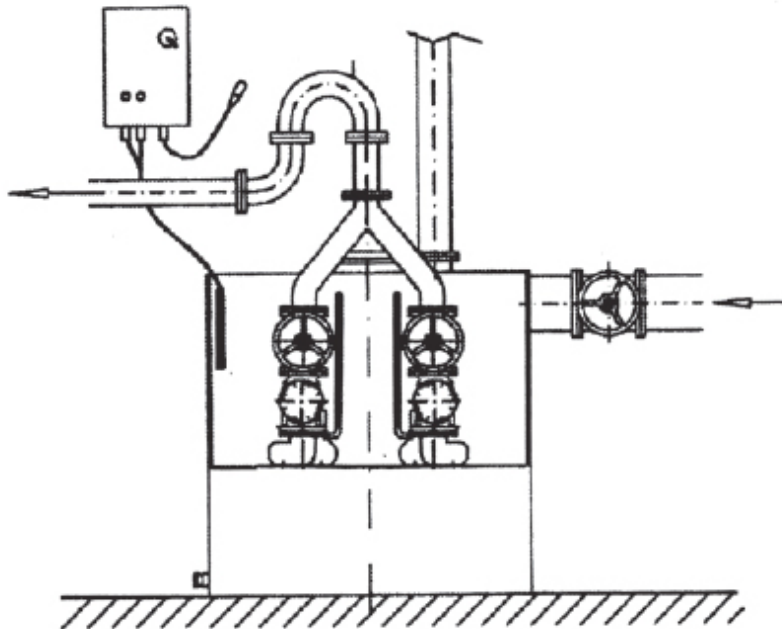
## Technical Specification

PUMP TYPE	CURVE	OUTPUT		MAXIMUM		RPM	CAPACITY (l)	FREE PASSAGE mm	WEIGHT kg
		amp	kW	HEAD m	FLOW m <sup>3</sup> /h				
TROJAN 350 VS 3.0 400V	A \	6.9	3.0	11	60	1400	350	80	115
TROJAN 480 VD 3.0 400V	A \	6.9	3.0	11	60	1400	480	80	205
MANUAL HAND PUMP	N/A	-	-	15	0.65L PER ACTION	N/A	N/A	40	16



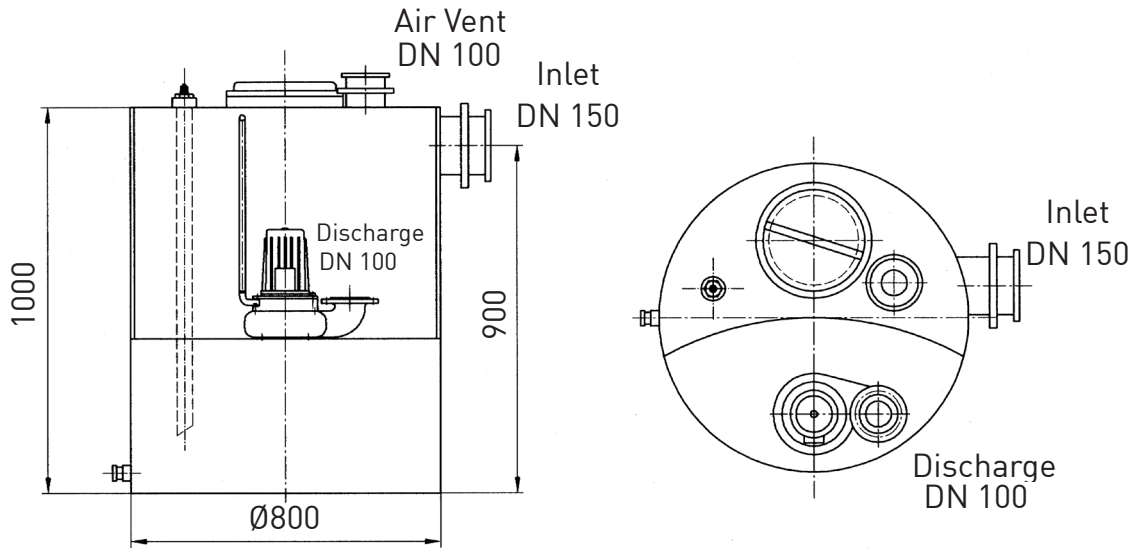
Manual hand pump available.

## Example of Installation



## Dimensional Drawings

Trojan 360 Vortex Single



Trojan 480 Vortex Dual

