

Drainbox 300/600 Drainage



Lifting stations for domestic applications

Applications

Domestic: detached homes, cottages, rural properties, second homes, etc.
Professional: Restaurants, small hotels, stores, workshops, small industries, etc.

Limitations

Maximum temperature of liquid: 40° C.

Innovation

Drainbox is the advanced, specific solution created by ESPA for the evacuation of water, from any source (foul water, faecal, water, rainwater, etc.) in all environments; domestic or professional, rural or urban, with complicated or unfavourable drainage conditions.

Drainbox collects, stores, treats and drives the water to the drainage level, offering a series of truly outstanding advantages in terms of versatility, installation and performance.

Drainbox is based on simple, highly effective drainage technology that enables each pumping kit to be customised with the type of pump that is most suitable for the function and services to be provided.

Drainbox is supplied with an innovative tank, and a design that includes a series of novel technical advantages which add up to multiple services that are accumulated for the purpose of customising each installation. Customers can select the input and output pipes, ventilation pipes, emergency evacuation system, retention valve, etc.



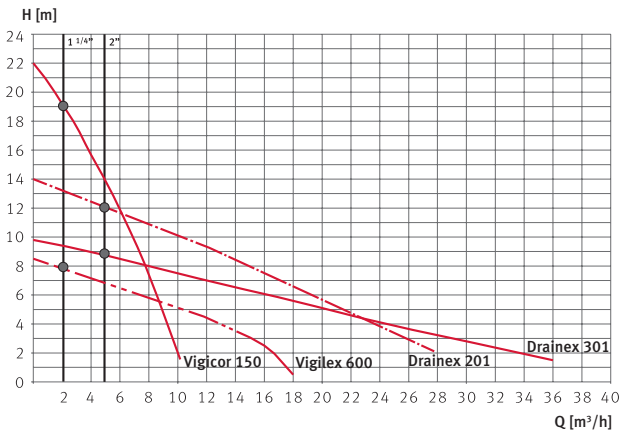
Characteristics table

Model	Pump	I [A]		P1 [kW]		P2		Ø Free flows	Ø Connection	Q max. [l/min]	Weight [Kg]	Control top panel	Impeller	1~230 V (Model M A)
		1~230 V	3~400 V	1~230 V	3~400 V	[kW]	[HP]							Code
Drainbox 300 800M A TP	Vigilex 600 MA	3.4	-	0.8	-	0.6	0.8	24	1 1/4"	240	28.1	-	Vortex	125485
Drainbox 300 1200M D TP FL	Vigicor 150 M	5.4	-	1.2	-	0.9	1.2		1 1/4"	140	41	-	Grinder	142479
Drainbox 300 1400M TP KE FL	Drainex 201M	6.2	2.6	1.4	1.4	1.1	1.5	45	2"	450	55	Top 1	Vortex	142480
Drainbox 300 1400 TP KE FL	Drainex 201	6.2	2.6	1.4	1.4	1.1	1.5	45	2"	450	55	Top 2	Vortex	142481
Drainbox 600 1400M TP KE FL	Drainex 201M	6.2	2.6	1.4	1.4	2 x 1.1	2 x 1.5	45	2"	900	110	Top	Vortex	142482
Drainbox 600 1400 TP KE FL	Drainex 201	6.2	2.6	1.4	1.4	2 x 1.1	2 x 1.5	45	2"	900	110	Top	Vortex	142483
Drainbox 600 1500M TP KE FL	Drainex 301M	6.8	2.7	1.5	1.5	1.1	1.5	60	2"	600	122	Top	Vortex	142484
Drainbox 600 1500 TP KE FL	Drainex 301	6.8	2.7	1.5	1.5	1.1	1.5	60	2"	600	122	Top	Vortex	142485

Drainbox 300/600 Drainage



Performance curves at 2900 rpm



● Minimum flow for preventing particles from accumulating in the pipes



Vigilex M A



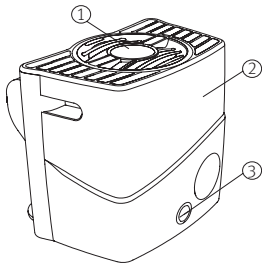
Drainex 201/301 M/T



Vigicor 150 M

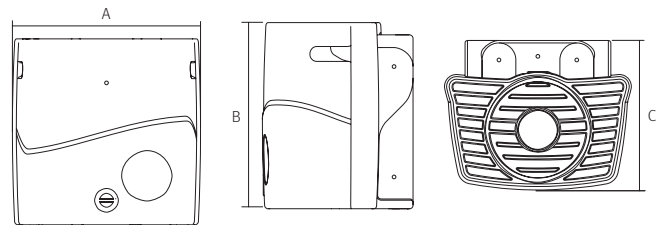
Dimensions and weights

Model	A	B	C
Drainbox 300	770	760	615
Drainbox 600	1230	760	615



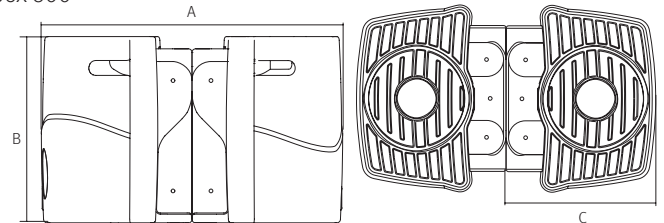
1 Tank cover - 2 Tank - 3 Drain plug

Drainbox 300



1 pump - 1 Tank of 300 liters - Packaging kit - Control Panel

Drainbox 600



2 pumps - 2 Tanks of 300 liters - Packaging kit - Control Panel

Control Panel Options (depending on model)




Control top panel



Wall box

Packaging kit



Accessories



Ø 63/Ø110 joint



Ø100 elbow male/female



Extension



Ball valve



Non return valve



Float switch kit