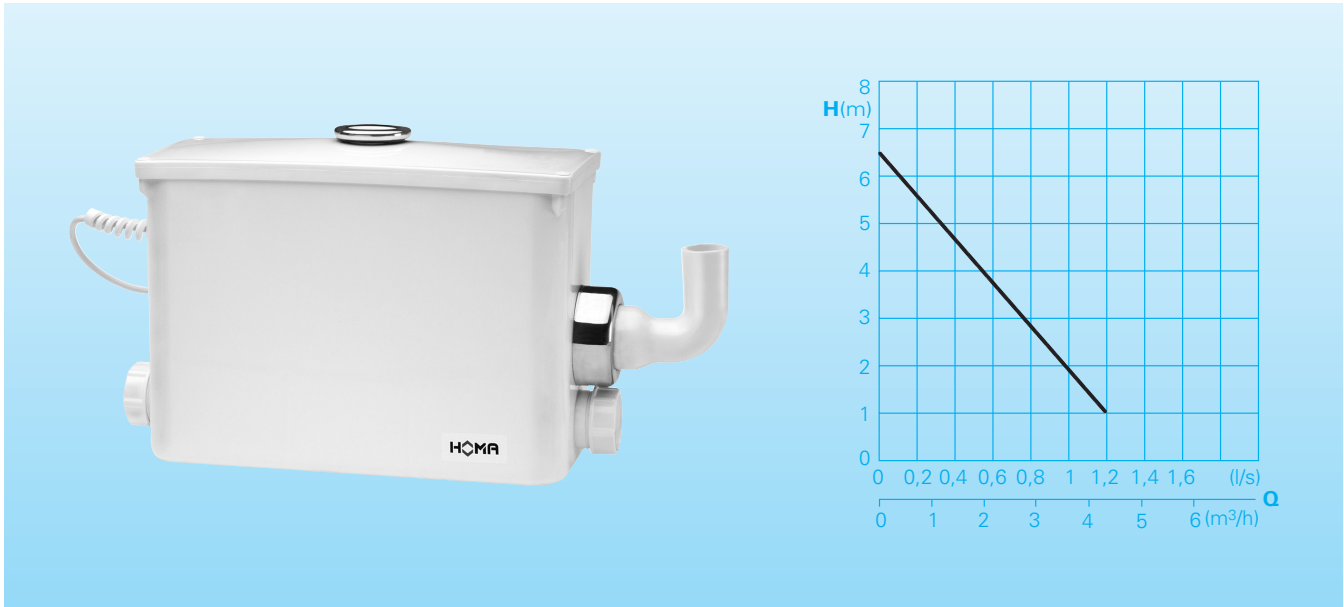


**Compact lifting unit for drainage water with floor mounted collection tank**

## Saniquick 1A

### Conveying capacity



### Application

Compact mini pump station for sanitary installations with hand basins, washing machines, urinal, bidet, showers, bathtub, dishwasher, sink in basement apartments or cellars which are below sewer backflow level. The Saniquick 1A is also the ideal solution for subsequent installation of sanitary facilities corresponding DIN EN 12050-2. When a certain water level is reached in the tank, the built-in stainless steel submersible motor pump starts automatically and transports the medium to the next wastewater pipe or sewer. The discharge pipe with 1" minimum diameter can be easily installed with minimum construction work. The compact design allows installation directly under the hand basin, where space is at a premium.

**DIN EN 12050-2:** Design tested and monitored.

**Pumped medium:** Domestic drainage water.

**Operating mode:** Intermittent operation.

### Design

Drainage water lifting unit, ready for connection, consisting of:

**Collection Tank:** Odour-tight plastic collection tank with separate dry area. Maximum utility volume 11,5 liters. One top inlet DN 40. Two lateral inlets DN 40 with integrated non-return valve, sealing ring. Discharge Ø 25 mm with integrated non-return valve. Air vent with activated carbon filter.

**Pump:** Single-stage stainless steel centrifugal pump with horizontal discharge

**Motor:** Single-phase electric motor. Thermal sensor for temperature monitoring in the winding. Insulation class B. Protection rating IP 68. Stainless steel motor shaft, pre-lubricated bearings.

**Shaft seal:** Double shaft seal rings

**Pump Operation Control:** Pneumatic level control with control electronics.

### Materials

Collection tank	Plastic (ABS)
Pump housing	Glass fibre reinforced plastic
Impeller	Plastic (POM)
Motor housing, motor shaft	Stainless steel 1.4301

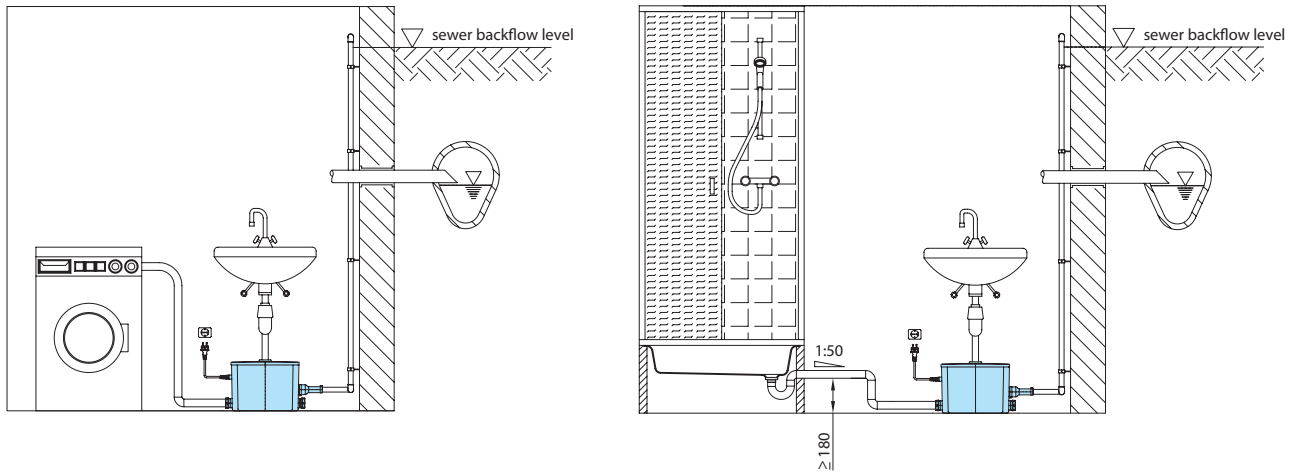
### Technical data

Motor input P1	650 W
Motor input P2	350W
Voltage	230V/1Ph 50Hz
Rotational speed	2900 rpm
Nominal current	2,1 A
Connecting cable	H 03VV-F3x0,75
Protection rating (complete appliance)	IP 44
Weight	8 kg
Discharge	Ø 25 mm

### Scope of supply

Tank with pump, 1,4 m of connecting cable with mains plug.

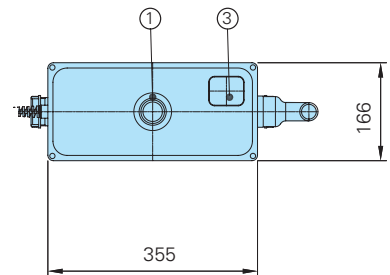
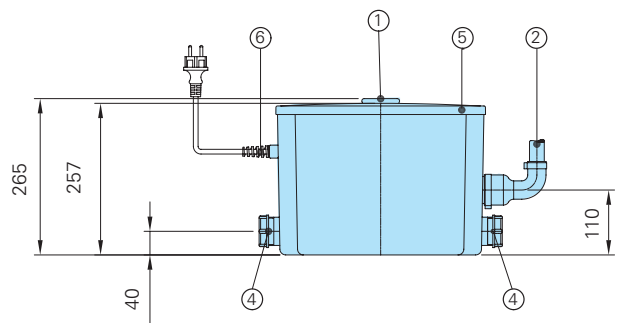
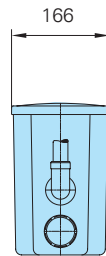
## Installation example



### Accessories

Description	Size	Part no.
Shut-off gate valve, brass	BSP 1" F	2216010
	BSP 1 1/4" F	2216012
	BSP 1 1/2" F	2216015
Bend 90°, galvanized	BSP 1" F/M	2111305
	BSP 1 1/4" F/M	2111405
	BSP 1 1/2" F/M	2111505
Transition screw connection, galvanized	BSP 1" M/F	2114303
	BSP 1 1/4" M/F	2114304
	BSP 1 1/2" M/F	2114305
Alarm device AL3 with water level collecting tank		1586146

### Dimensions (all dimensions in mm)



- ① Inlet for hand basin (ø40)
- ② Connection for discharge ø25
- ③ Air vent with activated carbon filter
- ④ Screw connection for inlet DN40 (ø40)
- ⑤ Tank cover (screwed)
- ⑥ Cable inlet



We reserve the right to alter our specifications without notice!