

4 NBS 1

SUBMERSIBLE BOREHOLE PUMPS

APPLICATIONS

Pressurized irrigation systems
Booster Set Systems
Public and domestic supply
Industrial applications
Lowering of groundwater tables

CONSTRUCTION MATERIALS

Pump body: AISI 304
Impeller: Technopolymer
Shaft: AISI 316

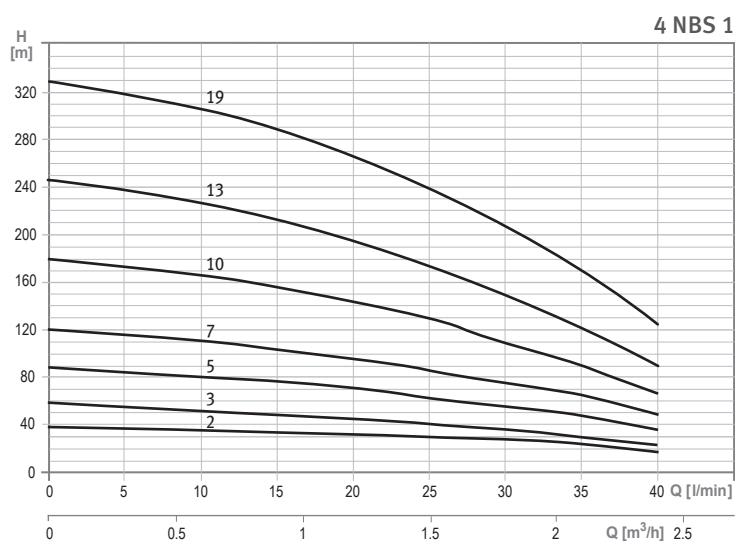
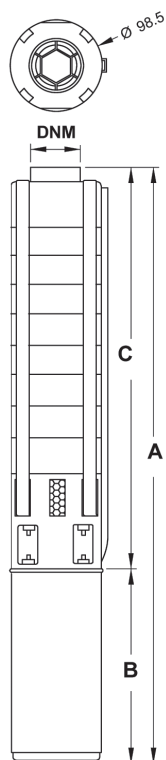
WORKING LIMITS

Maximum flow rate: up to 21 m³/h
Maximum head:
345 mca
Maximum water temperature:
+35°C
PH of the liquid: 6,5 to 8,5
Maximum immersion: 150m
Installation:
Vertical or horizontal ⁽¹⁾
Maximum sand content:
25 gr/m³

MOTOR SPECIFICATIONS

Type: submersible
Voltage: 1x230 V or 3x380V
Insulation class: F
Protection class: IP68
Rotation: 2850 r.p.m.

The **4 NBS series** comprise submersible, multistage, centrifugal pumps for collection of underground water in boreholes, as well as collection of surface water, provided suitable motor cooling is ensured (1). The coupling of the pump to the motor complies with the NEMA standard.

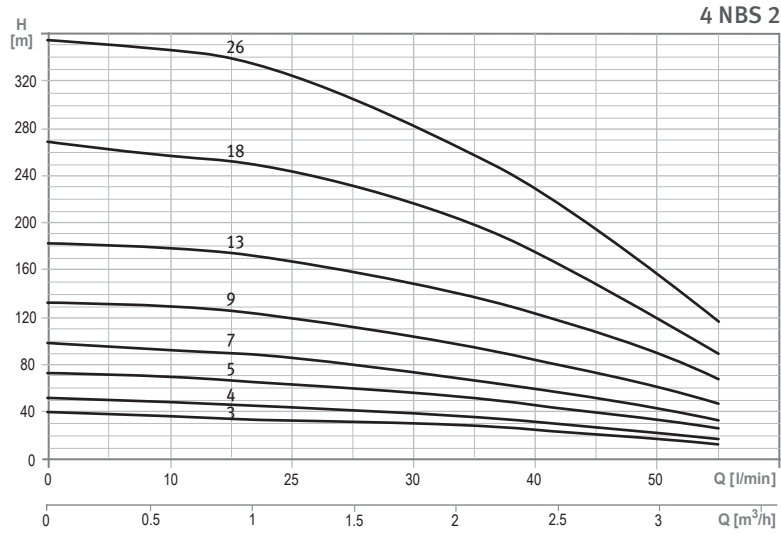


⁽¹⁾Please contact our Technical Services for selection and quotations

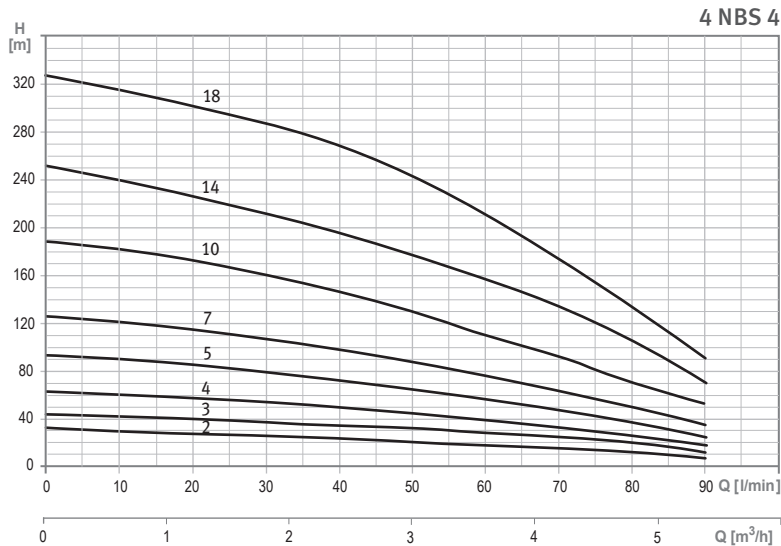
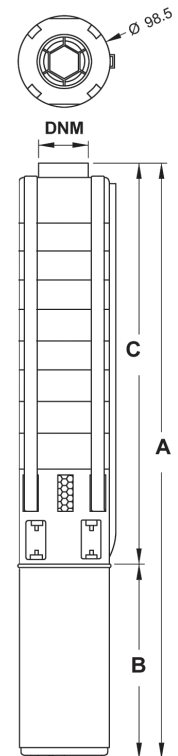
MODEL		POWER (kW)	ABS. CURRENT (A)		DIMENSIONS (mm)					WEIGHT (Kg)		
SINGLE-PHASE	THREE-PHASE		S.-P.	T.-P.	SINGLE-PHASE		THREE-PHASE			S.-P.	T.-P.	
					A	B	A	B	C			DNM
4NBS M1-2	-	0,25	2,5	-	682	223	-	-	459	1 1/4	11,5	-
4NBS M1-3	4NBS T1-3	0,37	3,4	1,9/1,1	773	242	754	223	531		12,9	11,6
4NBS M1-5	4NBS T1-5	0,55	4,3	2,8/1,6	946	271	917	242	675		15,4	13,6
4NBS M1-7	4NBS T1-7	0,75	5,7	3,7/2,1	1118	299	1090	271	819		18,0	16,1
4NBS M1-10	4NBS T1-10	1,1	8,6	5,2/3,0	1410	327	1382	299	1083		21,5	19,7
4NBS M1-13	4NBS T1-13	1,5	10,6	6,9/4,0	1787	356	1758	327	1431		25,8	23,9
-	4NBS T1-19	2,2	15,5	10,2/5,9	2227	460	2123	356	1767		36,3	30,7

SUBMERSIBLE BOREHOLE PUMPS

4 NBS 2; 4



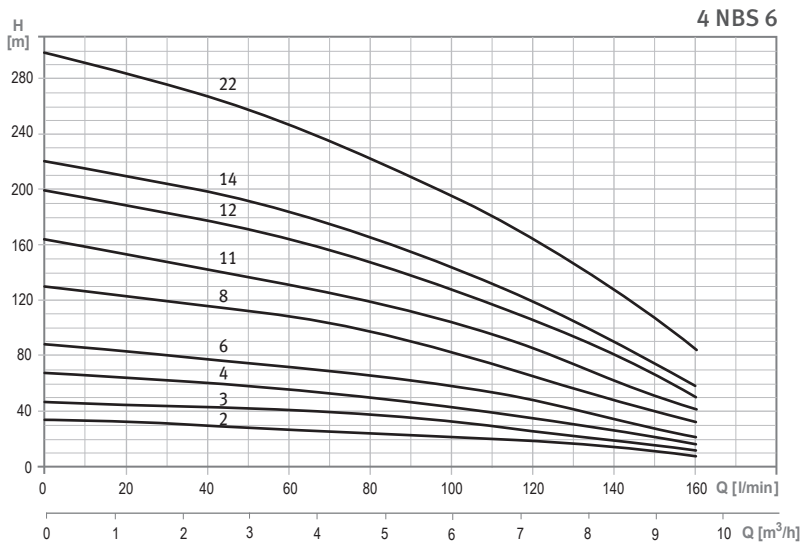
MODEL		POWER (kW)	ABS. CURRENT (A)		DIMENSIONS (mm)						WEIGHT (Kg)		
SINGLE-PHASE	THREE-PHASE		S.-P.	T.-P.	S.-P.			T.-P.			S.-P.	T.-P.	
					A	B	DNM	A	B	C			
4 NBS M2-3	-	0,25	2,5	-	660	223						11,3	-
4NBS M2-4	4NBS T2-4	0,37	3,4	1,9/1,1	725	242	706	223	483			12,5	11,2
4NBS M2-5	4NBS T2-5	0,55	4,3	2,8 / 1,6	850	271	821	242	579			14,6	12,8
4NBS M2-7	4NBS T2-7	0,75	5,7	3,7 / 2,1	974	299	946	271	675	1 1/4		16,8	14,9
4NBS M2-9	4NBS T2-9	1,1	8,6	5,2 / 3,0	1170	327	1142	299	843			19,5	17,7
4NBS M2-13	4NBS T2-13	1,5	10,6	6,9 / 4,0	1415	356	1386	327	1059			22,6	20,7
4 NBS M2-18	4NBS T2-18	2,2	15,5	10,2 / 5,9	1891	460	1787	356	1431			30,4	25,3
-	4 NBS T2-26	3	13,5	7,8	-	-	2273	507	1766			-	33,7



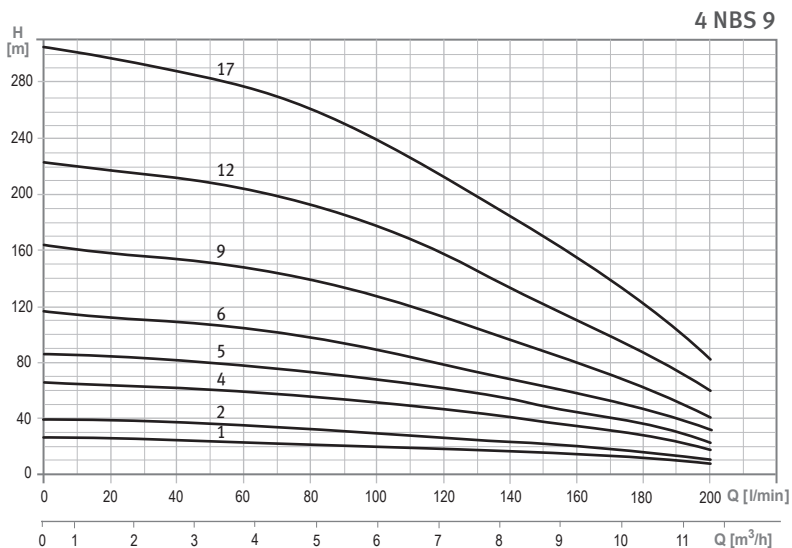
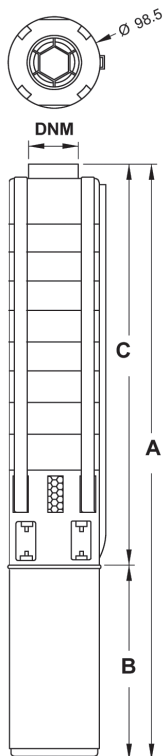
MODEL		POWER (kW)	ABS. CURRENT (A)		DIMENSIONS (mm)						WEIGHT (Kg)		
SINGLE-PHASE	THREE-PHASE		S.-P.	T.-P.	S.-P.			T.-P.			S.-P.	T.-P.	
					A	B	DNM	A	B	C			
4NBS M4-2	4NBS T4-2	0,37	3,4	1,9/1,1	684	242	665	223	442			12,1	10,8
4NBS M4-3	4NBS T4-3	0,55	4,3	2,8/1,6	783	271	754	242	512			14	12,2
4NBS M4-4	4NBS T4-4	0,75	5,7	3,7/2,1	916	299	888	271	617			16,2	14,3
4NBS M4-5	4NBS T4-5	1,1	8,6	5,2/3,0	1119	327	1091	299	792	1 1/4		18,9	17,1
4NBS M4-7	4NBS T4-7	1,5	10,6	6,9/4,0	1223	356	1294	327	967			21,7	19,8
4NBS M4-10	4NBS T4-10	2,2	15,5	10,2/5,9	1837	460	1733	356	1377			29,7	24,6
-	4NBS T4-14	3	-	13,5/7,8	-	-	2223	506	1727			-	29,4
-	4NBS T4-18	4	-	17,3/10,0	-	-	2660	583	2077			-	40,2

4 NBS 6; 9

SUBMERSIBLE BOREHOLE PUMPS



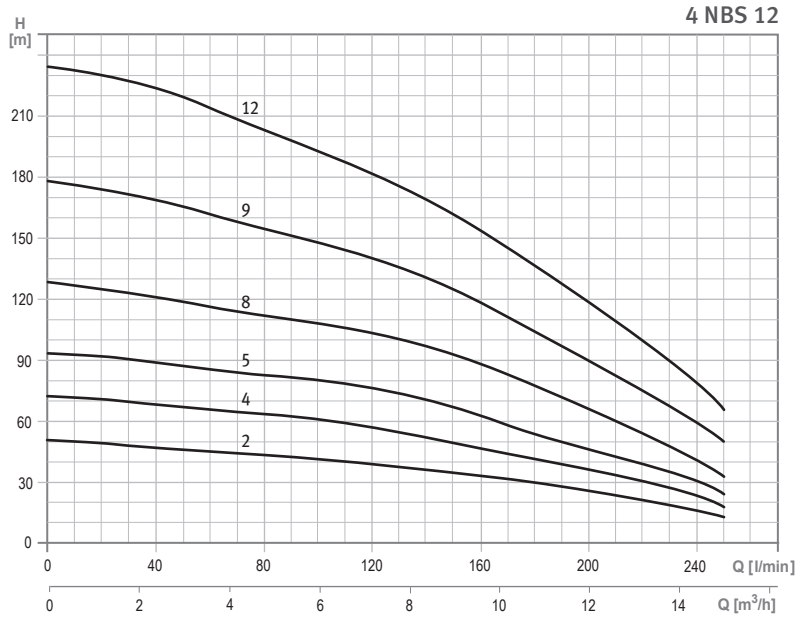
MODEL		POWER (kW)	ABS. CURRENT (A)		DIMENSIONS (mm)					WEIGHT (Kg)			
SINGLE-PHASE	THREE-PHASE		S.-P.	T.-P.	S.-P.		T.-P.			S.-P.	T.-P.		
						A	B	A	B	C	DNM		
4NBS M6-2	4NBS T6-2	0,55	4,3	2,8/1,6	793	271	764	242	522	2"		13,9	12,1
4NBS M6-3	4NBS T6-3	0,75	5,7	3,7/2,1	923	299	895	271	624		16	14,1	
4NBS M6-4	4NBS T6-4	1,1	8,6	5,2/3,0	1104	327	1076	299	777		18,4	16,6	
4NBS M6-6	4NBS T6-6	1,5	10,6	6,9/4,0	1286	356	1257	327	930		20,9	19,0	
4NBS M6-8	4NBS T6-8	2,2	15,5	10,2/5,9	1696	460	1592	356	1236		27,7	22,6	
-	4NBS T6-11	3	-	13,5/7,8	1592	356	2058	507	1551		-	30,0	
-	4NBS T6-12	4	-	17,3/10,0	-	-	2389	583	1806		-	36,9	
-	4NBS T6-14	4	-	17,3/10,0	-	-	2539	583	1956		-	38,0	
-	4NBS T6-22	5,5	-	23,7/13,7	-	-	3164	698	2466		-	48,0	



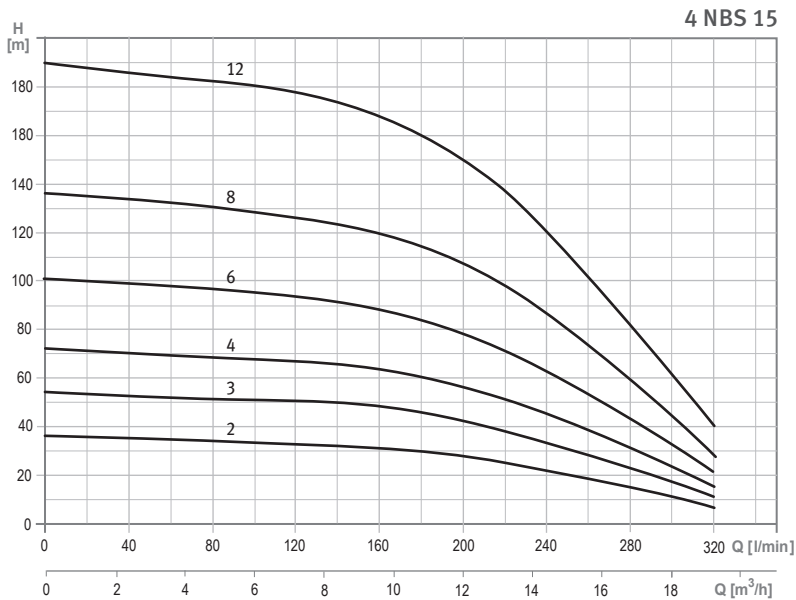
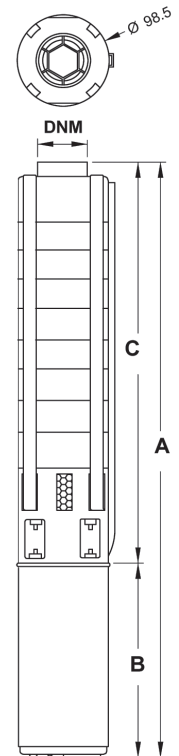
MODEL		POWER (kW)	ABS. CURRENT (A)		DIMENSIONS (mm)					WEIGHT (Kg)			
SINGLE-PHASE	THREE-PHASE		S.-P.	T.-P.	S.-P.		T.-P.			S.-P.	T.-P.		
						A	B	A	B	C	DNM		
4NBS M9-1	4NBS T9-1	0,75	5,7	3,7/2,1	778	299	750	271	479	2"		15	13,1
4NBS M9-2	4NBS T9-2	1,1	8,6	5,2/3,0	912	327	884	299	585		17,1	15,3	
4NBS M9-4	4NBS T9-4	1,5	10,6	6,9/4,0	1153	356	1124	327	797		20,0	18,1	
4NBS M9-5	4NBS T9-5	2,2	15,5	10,2/5,9	1416	460	1312	356	956		25,9	20,8	
-	4NBS T9-6	3	-	13,5/7,8	-	-	1591	423	1168		-	25,4	
-	4NBS T9-9	4	-	17,3/10,0	-	-	2182	583	1599		-	35,2	
-	4NBS T9-12	5,5	-	23,7/13,7	-	-	2774	698	2075		-	44,2	
-	4NBS T9-17	7,5	-	18,4	-	-	3433	774	2659		-	53,1	

SUBMERSIBLE BOREHOLE PUMPS

4 NBS 12; 15



MODEL		POWER (kW)	ABS. CURRENT (A)		DIMENSIONS (mm)						WEIGHT (Kg)	
SINGLE-PHASE	THREE-PHASE		S.-P.	T.-P.	S.-P.			T.-P.			S.-P.	T.-P.
					A	B	A	B	C	DNM		
4NBS M12-2	4NBS T12-2	1,5	10,6	6.9/4.0	1015	356	986	327	659	2"	19	17,1
4NBS M12-4	4NBS T12-4	2,2	15,5	10.2/5.9	1287	460	1183	356	827		24,9	19,8
-	4NBS T12-5	3	-	13.5/7.8	-	-	1418	423	995		-	24,1
-	4NBS T12-8	4	-	17.3/10	-	-	1918	583	1335		-	33,7
-	4NBS T12-9	5,5	-	23.7/13.7	-	-	2425	698	1727		-	42,0
-	4NBS T12-12	7,5	-	18,4	-	-	2949	774	2175		-	49,1



MODEL		POWER (kW)	ABS. CURRENT (A)		DIMENSIONS (mm)						WEIGHT (Kg)	
SINGLE-PHASE	THREE-PHASE		S.-P.	T.-P.	S.-P.			T.-P.			S.-P.	T.-P.
					A	B	A	B	C	DNM		
4NBS M15-2	4NBS T15-2	1,5	10,6	6.9/4.0	995	256	966	327	639	2"	19,2	17,3
4NBS M15-3	4NBS T15-3	2,2	15,5	10.2/5.9	1285	460	1181	356	825		24,8	19,7
-	4NBS T15-4	3	-	13.5/7.8	-	-	1434	423	1011		-	24,5
-	4NBS T15-6	4	-	17.3/10.0	-	-	1840	583	1381		-	34,5
-	4NBS T15-8	5,5	-	23.7/13.7	-	-	2451	698	1753		-	42,5
-	4NBS T15-12	7,5	-	18,4	-	-	3085	774	2311		-	50,4

6 NBS**SUBMERSIBLE BOREHOLE PUMPS****APPLICATIONS**

Pressurized irrigation systems
Booster Set Systems
Public and domestic supply
Industrial applications
Lowering of groundwater tables

CONSTRUCTION MATERIALS

Pump body: AISI 304
Impeller: Technopolymer
Shaft: AISI 316

WORKING LIMITS

Maximum flow rate: up to 66 m³/h
Maximum head:
505 mca
Maximum water temperature:
+35°C
Maximum immersion: 150m
Installation:
Vertical or horizontal ⁽¹⁾
Maximum sand content:
25 gr/m³

MOTOR SPECIFICATIONS

Type: submersible
Voltage: 1x230 V or 3x380V
Insulation class: F
Protection class: IP68
Rotation: 2850 r.p.m.

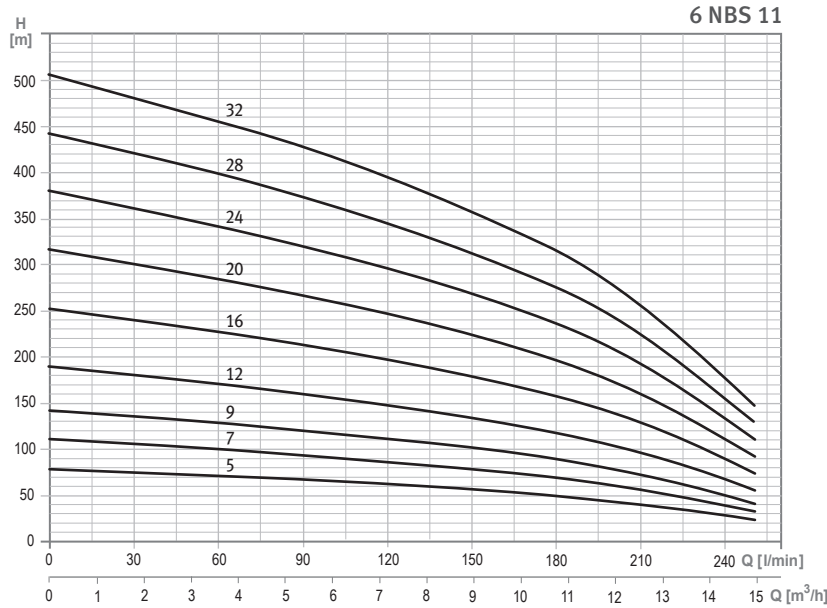
The 6 NBS series comprise submersible, multistage, centrifugal pumps for collection of underground water in boreholes, as well as collection of surface water, provided suitable motor cooling is ensured (1). The coupling of the pump to the motor complies with the NEMA standard.



⁽¹⁾Please contact our Technical Services for selection and quotations

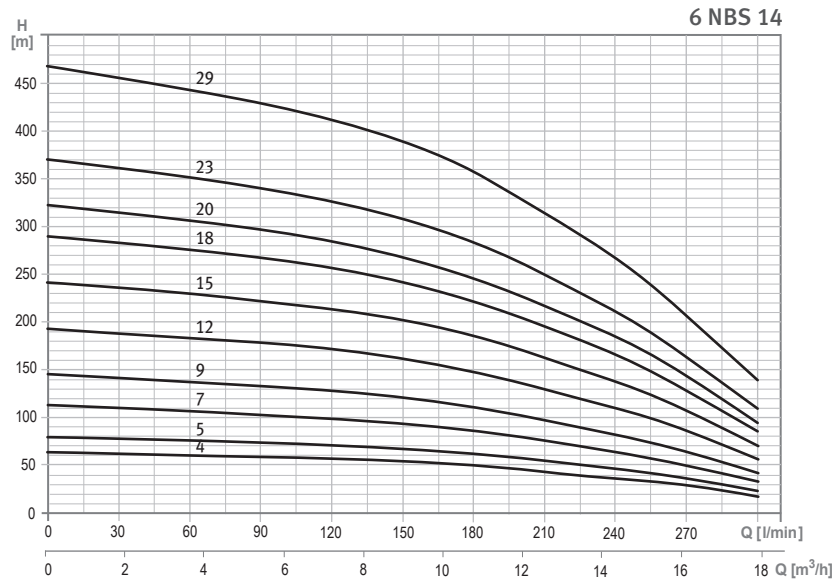
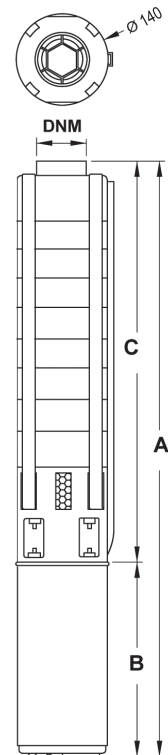
SUBMERSIBLE BOREHOLE PUMPS

6 NBS 11; 14



MODEL THREE-PHASE	POWER (kW)	ABSORBED CURRENT (A)	DIMENSIONS (mm)				DNM	WEIGHT (Kg)
			A	B	C			
6NBS T11-05/4*	2,2	10.2/5.9	908	356	552	2"½	23	
6NBS T11-07/4*	3	13.5/7.8	1057	423	634		28	
6NBS T11-09/4*	4	16.1/9.3	1306,2	581,2	725		51	
6NBS T11-09	4	16.1/9.3	1306,2	581,2	725		52	
6NBS T11-12/4*	5,5	21.7/12.5	1462,4	614,4	848		57	
6NBS T11-12	5,5	21.7/12.5	1462,4	614,4	848		57	
6NBS T11-16	7,5	27.7/16.0	1658,2	646,2	1012		64	
6NBS T11-20	9,3	36.0/20.7	1854,7	678,7	1176		69	
6NBS T11-24	11	40.4/23.3	2123,2	711,2	1412		76	
6NBS T11-28	15	45.3/31.3	2352,2	776,2	1576		85	
6NBS T11-32	15	45.3/31.3	2516,2	776,2	1740		88	

* 6" pumps coupled to 4" motor

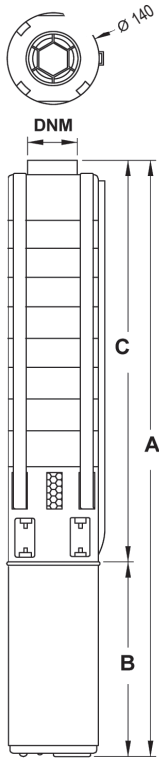
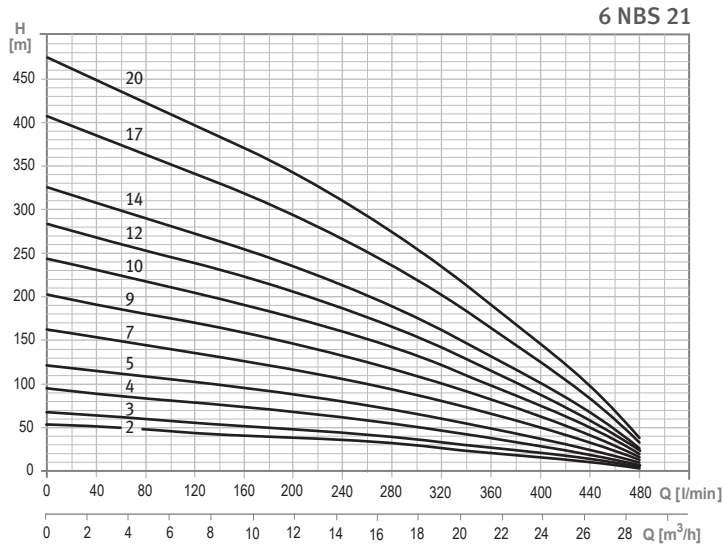


MODEL THREE-PHASE	POWER (kW)	ABSORBED CURRENT (A)	DIMENSIONS (mm)				DNM	WEIGHT (Kg)
			A	B	C			
6NBS T14-04/4*	2,2	10.2/5.9	867	356	511	2"½	23	
6NBS T14-05/4*	3	13.5/7.8	975	423	552		26	
6NBS T14-07/4*	4	16.1/9.3	1224,2	581,2	643		35	
6NBS T14-07	4	16.1/9.3	1224,2	581,2	643		49	
6NBS T14-09/4*	5,5	21.7/12.5	1339,4	614,4	725		43	
6NBS T14-09	5,5	21.7/12.5	1339,4	614,4	725		54	
6NBS T14-12	7,5	27.7/16.0	1494,2	646,2	848		61	
6NBS T14-15	9,3	36.0/20.7	1649,7	678,7	971		65	
6NBS T14-18	11	40.4/23.3	1805,2	711,2	1094		71	
6NBS T14-20	15	45.3/31.3	1952,2	776,2	1176		78	
6NBS T14-23	15	45.3/31.3	2147,2	776,2	1371		81	
6NBS T14-29	18,5	66.7/38.5	2458,5	841,5	1617		92	

* 6" pumps coupled to 4" motor

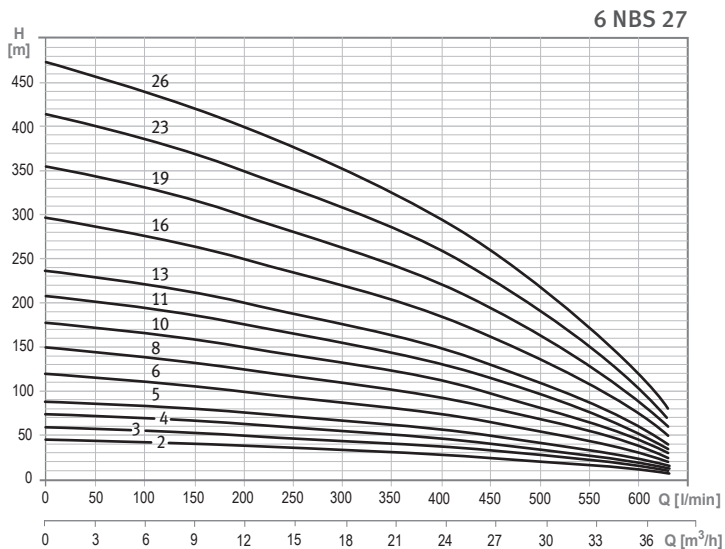
6 NBS 21; 27

SUBMERSIBLE BOREHOLE PUMPS



MODEL THREE-PHASE	POWER (kW)	ABSORBED CURRENT (A)	DIMENSIONS (mm)				WEIGHT (Kg)
			A	B	C	DNM	
6NBS T21-02/4*	2,2	10.2/5.9	935	356	579	2"½	24
6NBS T21-03/4*	3	13.5/7.8	1060	423	637		28
6NBS T21-04/4*	4	16.1/9.3	1343,2	581,2	762		37
6NBS T21-04	4	16.1/9.3	1343,2	581,2	762		51
6NBS T21-05/4*	5,5	21.7/12.5	1492,4	614,4	878		46
6NBS T21-05	5,5	21.7/12.5	1492,4	614,4	878		57
6NBS T21-07	7,5	27.7/16.0	1698,2	646,2	1052		64
6NBS T21-09	9,3	36.0/20.7	1904,7	678,7	1226		69
6NBS T21-10	11	40.4/23.3	2111,2	711,2	1400		76
6NBS T21-12	15	45.3/31.3	2350,2	776,2	1574		85
6NBS T21-14	15	45.3/31.3	2524,2	776,2	1748		88
6NBS T21-17	18,5	66.7/38.5	2937,5	841,5	2096	100	
6NBS T21-20	22	78.5/45.3	3292,5	906,5	2386	112	

* 6" pumps coupled to 4" motor

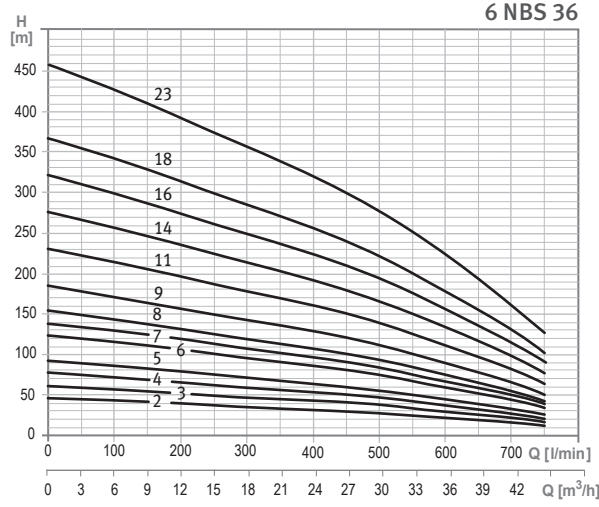


MODEL THREE-PHASE	POWER (kW)	ABSORBED CURRENT (A)	DIMENSIONS (mm)				WEIGHT (Kg)
			A	B	C	DNM	
6NBS T27-02/4*	2,2	10.2/5.9	892	356	536	3"	23
6NBS T27-03/4*	3	13.5/7.8	1022	423	599		27
6NBS T27-04/4*	4	16.1/9.3	1252,2	581,2	671		35
6NBS T27-04	4	16.1/9.3	1252,2	581,2	671		49
6NBS T27-05/4*	5,5	21.7/12.5	1348,4	614,4	734		43
6NBS T27-05	5,5	21.7/12.5	1348,4	614,4	734		54
6NBS T27-06	7,5	27.7/16.0	1506,2	642,2	860		61
6NBS T27-08	9,3	36.0/20.7	1664,7	678,7	986		65
6NBS T27-10	11	40.4/23.3	1823,2	711,2	1112		71
6NBS T27-11	15	45.3/31.3	2014,2	776,2	1238		79
6NBS T27-13	15	45.3/31.3	2140,2	776,2	1364		81
6NBS T27-16	18,5	66.7/38.5	2457,5	841,5	1616		93
6NBS T27-19	22	78.5/45.3	2774,5	906,5	1868		103
6NBS T27-23	30	107.0/63.5	3156,6	1036,6	2120		122
6NBS T27-26	30	107.0/63.5	3408,6	1036,6	2372	127	

* 6" pumps coupled to 4" motor

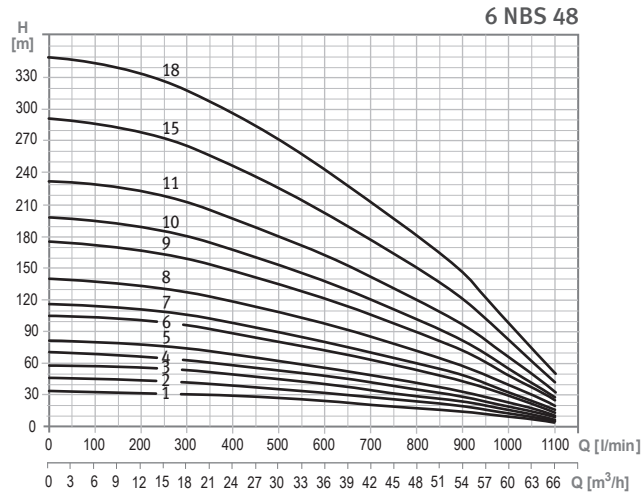
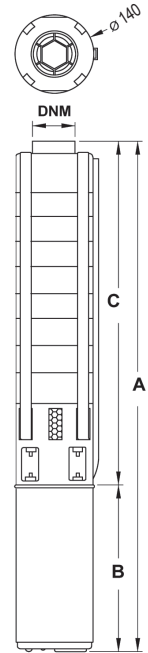
SUBMERSIBLE BOREHOLE PUMPS

6 NBS 36; 48



MODEL THREE-PHASE	POWER (kW)	ABSORBED CURRENT (A)	DIMENSIONS (mm)				WEIGHT (Kg)
			A	B	C	DNM	
6NBS T36-02/4*	3	13.5/7.8	1117,2	581,2	536	3"	26
6NBS T36-03/4*	4	16.1/9.3	1189,2	581,2	608		34
6NBS T36-03	4	16.1/9.3	1189,2	581,2	608		48
6NBS T36-04/4*	5,5	21.7/12.5	1285,4	614,4	671		42
6NBS T36-04	5,5	21.7/12.5	1285,4	614,4	671		53
6NBS T36-05	7,5	27.7/16.0	1380,2	646,2	734		58
6NBS T36-06	9,3	36.0/20.7	1538,7	678,7	860		63
6NBS T36-07	11	40.4/23.3	1634,2	711,2	923		67
6NBS T36-08	15	54.2/31.3	1762,2	776,2	986		74
6NBS T36-09	15	54.2/31.3	1888,2	776,2	1112		76
6NBS T36-11	18,5	66.7/38.5	2142,5	841,5	1301		86
6NBS T36-14	22	78.5/45.3	2396,5	906,5	1490		96
6NBS T36-16	30	107/63.5	2715,6	1036,6	1679		113
6NBS T36-18	30	107/63.5	1904,6	1036,6	1868		116
6NBS T36-23	37	127.0/73.0	3650,9	1404,9	2246		156

* 6" pumps coupled to 4" motor



MODEL THREE-PHASE	POWER (kW)	ABSORBED CURRENT (A)	DIMENSIONS (mm)				WEIGHT (Kg)
			A	B	C	DNM	
6NBS T48-01/4*	4	16.1/9.3	1141	581	560	3"	33
6NBS T48-01	4	16.1/9.3	1141	581	560		47
6NBS T48-02/4*	5,5	21.7/12.5	1242	614	628		41
6NBS T48-02	5,5	21.7/12.5	1242	614	628		52
6NBS T48-03	7,5	27.7/16.0	1342	646	696		57
6NBS T48-04	9,3	36.0/20.7	1443	679	764		62
6NBS T48-05	11	40.4/23.3	1543	711	832		65
6NBS T48-06	15	54.2/31.3	1744	776	968		74
6NBS T48-07	15	54.2/31.3	1812	776	1036		75
6NBS T48-08	18,5	66.7/38.5	2014	842	1172		84
6NBS T48-09	22	78.5/45.3	2283	907	1376		93
6NBS T48-10	30	107/63.5	2549	1037	1512		110
6NBS T48-11	30	107/63.5	2753	1037	1716		113
6NBS T48-15	37	127.0/73.0	3461	1405	1056		152
6NBS T48-18	45	93,9	3953	1557	2396		173

* 6" pumps coupled to 4" motor

