

GENERAL	
Maximum possible temperature:	205 °C
Minimum possible temperature	-20°C
Maximum discharge pressure:	16 bar
Slurry:	max 5% wt.
Maximum diameter solids:	0.5 mm
Minimum flow:	10% of maximum efficiency flow
Maximum viscosity:	150cPs
Maximum power transmission:	18.5 kW

### Casing

- Meets ISO2858 : 2010, BS EN 22858 : 1993 dimensions for flange and foot position
- Top centerline discharge, self venting
- One piece solid cast stainless steel 316/CF8M construction
- Foot supported for maximum resistance to distortion from pipe loads
- Flanges: Standard – PN16 or ANSI 150 lb
- Casing drain connection standard

### Impeller

- Closed type, one piece 316CF8M construction

### Inner magnet – pump shaft

- Stainless steel 316L internal pump shaft
- Magnets fully encapsulated with tough 316L sheath

### Outer magnet

- Mild steel outer magnet ring with protective rings surrounding magnets

### Backplate

- Stainless steel 316/CF8M construction
- Integral flow holes to ensure consistent lubrication as liquid flows from high pressure area of casing to low pressure area around the front bearings

### Containment tube

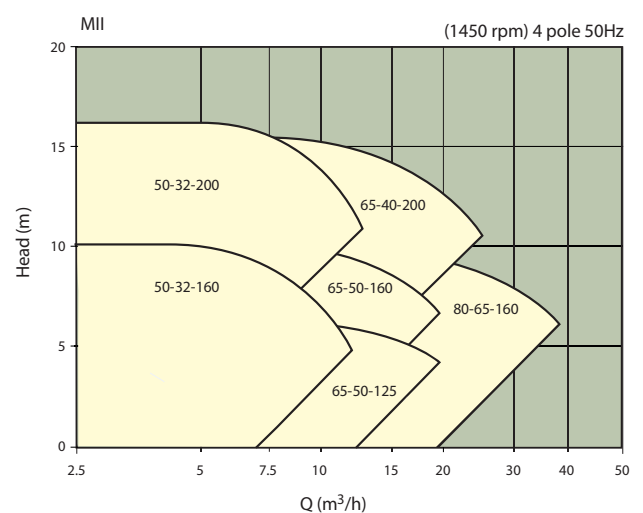
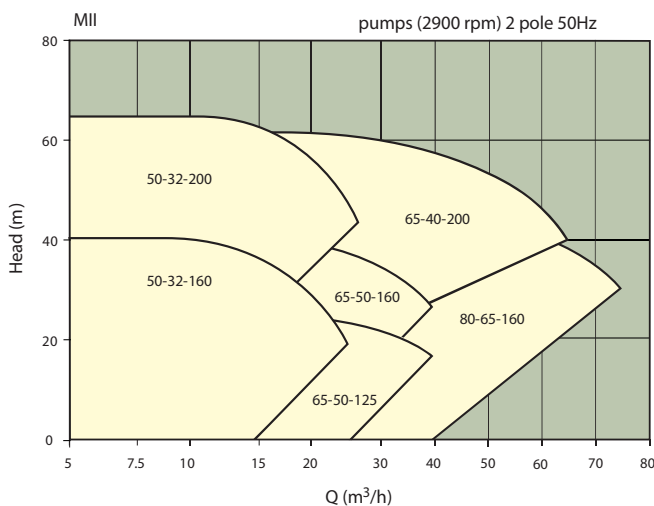
- Stainless steel 316L/CF3M construction, with Hastelloy containment tube, for reduced eddy current generation

### Bearings

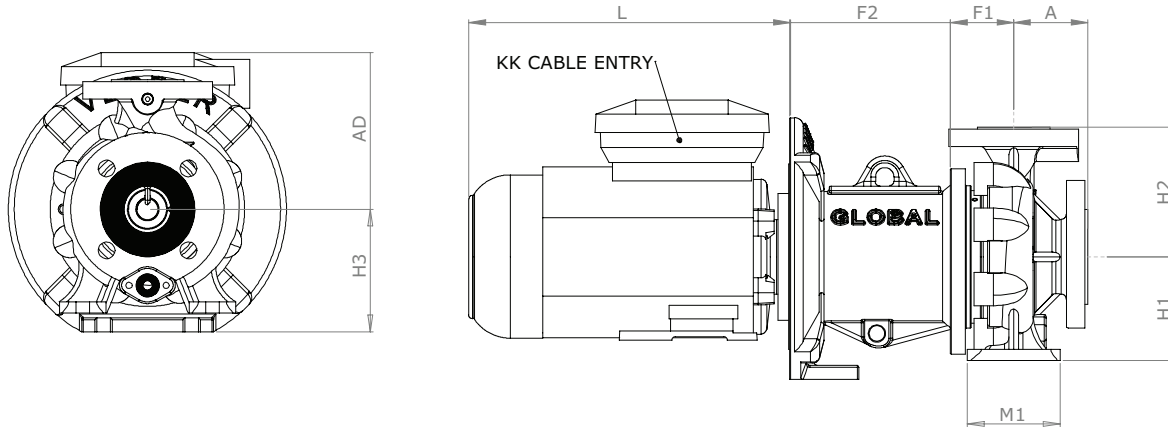

- Silicon carbide front and rear bearings fitted as standard
- Bearings are press fit onto elastomers O-rings – allowing:
  - Thermal shock absorption
  - Easy maintenance

### Magnet coupling

- Rare Earth Samarium Cobalt high temperature grade magnets
- Synchronous, no slippage, low losses



# Verdermag Global MII



Model	Motor (kW)	Frame	L	F2	F1	A	H1	H2	H3	AD	M1
65-50-125	3	100L	316	173.5	73.5	80	112	140	132	169	100
65-50-125	4	112M	334	173.5	73.5	80	112	140	132	192	100
65-50-125	5.5; 7.5	132S	372	173.5	73.5	80	112	140	160	220	100
50-32-160	3	100L	316	173.5	71.5	80	132	160	132	169	100
50-32-160	4	112M	334	173.5	71.5	80	132	160	132	192	100
50-32-160	5.5; 7.5	132S	372	173.5	71.5	80	132	160	160	220	100
50-32-160	11; 15	160M	488	248	69	80	132	160	180	266	100
50-32-160	18.5	160L	532	248	69	80	132	160	180	266	100
65-50-160	3	100L	316	173.5	77.5	80	132	160	132	169	100
65-50-160	4	112M	334	173.5	77.5	80	132	160	132	192	100
65-50-160	5.5; 7.5	132S	372	173.5	77.5	80	132	160	160	220	100
65-50-160	11; 15	160M	488	248	75	80	132	160	180	266	100
65-50-160	18.5	160L	532	248	75	80	132	160	180	266	100
80-65-160	3	100L	316	173.5	76.5	100	160	180	132	169	100
80-65-160	4	112M	334	173.5	76.5	100	160	180	132	192	100
80-65-160	5.5; 7.5	132S	372	173.5	76.5	100	160	180	160	220	100
80-65-160	11; 15	160M	488	248	74	100	160	180	180	266	100
80-65-160	18.5	160L	532	248	74	100	160	180	180	266	100
50-32-200	5.5; 7.5	132S	372	248	71	80	160	180	160	220	100
50-32-200	11; 15	160M	488	248	71	80	160	180	180	266	100
50-32-200	18.5	160L	532	248	71	80	160	180	180	266	100
65-40-200	5.5; 7.5	132S	372	248	74	100	160	180	160	220	100
65-40-200	11; 15	160M	488	248	74	100	160	180	180	266	100
65-40-200	18.5	160L	532	248	74	100	160	180	180	266	100

Find your local supplier  
at [www.verderglobal.com](http://www.verderglobal.com)